

CITY OF DALTON

DRIVEWAY/SIDEWALK PERMIT APPLICATION

___ Curb Cut ___ Existing Drive ___ No Curb

All new driveway curb cuts or modifications to existing drives are the responsibility of the owner/developer/contractor. This includes the removal of all spoils associated with the driveway construction or modification. Once the permit application has been submitted, Public Works Department personnel will inspect the area that is to be broken out before work commences and upon completion of the drive. In order for a curb cut/sidewalk order to be issued, the following criteria must be met:

1. The location of any new driveway must be marked with white spray paint by contractor.
2. Driveways must be a minimum of three (3) feet from all storm drain structures (i.e. catch basin, drop inlets, etc.) and five (5) feet from adjacent property lines.
3. Driveways on corner lots must be a minimum of twenty-five (25) feet from the end of the street radius.
4. Maximum width of residential drive is twenty-five (25) feet.
5. Commercial driveways may have one of the following widths: (Depending on frontage)
 - a. Fifty (50) feet single drive only (Must have truck/trailer traffic use.)
 - b. Two forty (40) feet with twenty (20) feet of regular curb between the two drives.
 - c. Two thirty (30) feet with fifteen (15) feet of regular curb between the two drives.
 - d. Two twenty (20) feet with ten (10) feet of regular curb between the two drives.
6. Driveways shall have a concrete apron with a minimum distance of four (4) feet .
7. Driveways with sidewalks must meet ADA regulations. They should include a sidewalk the same width as the existing sidewalk.
8. **Any storm drain piping used within the right-of-way must be reinforced concrete pipe!**
9. All driveways must have a 2 foot taper or radius on both sides. Must be 4 feet deep.

All work must meet the guidelines set forth in this application. A post site inspection approval must be given by Public Works personnel prior to receiving a "Certificate of Occupancy".

Date: _____

Name (Printed): _____

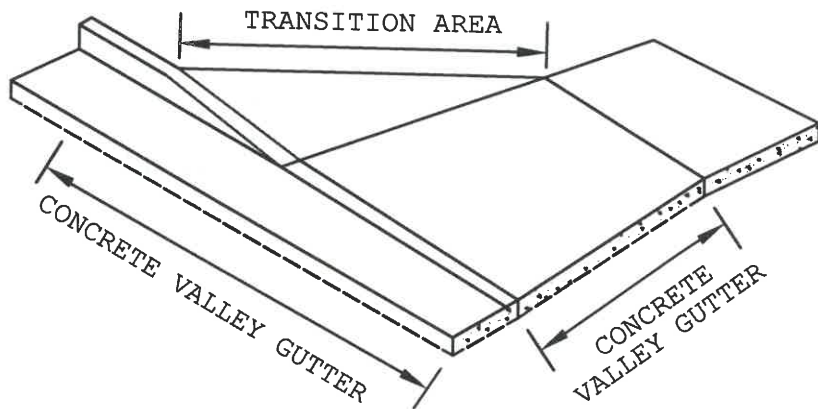
Signature: _____

Curb Cut Address: _____

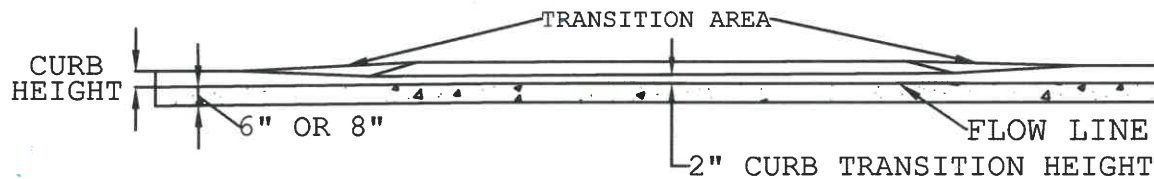
Phone Number: _____ Cell: _____

For Office Use Only

First Inspection Completed	
Signature: _____	Date: _____
Final Inspection Completed	
Signature: _____	Date: _____

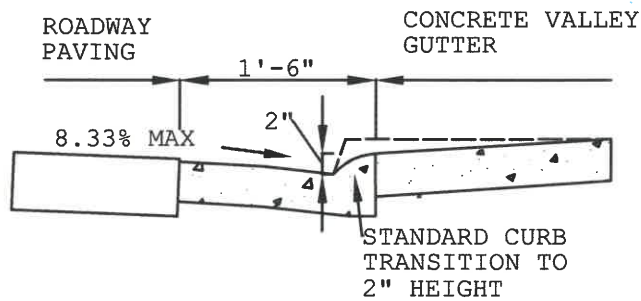


TYPICAL SECTION
NO CONCRETE SIDEWALK

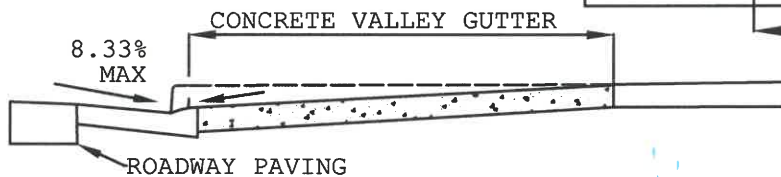
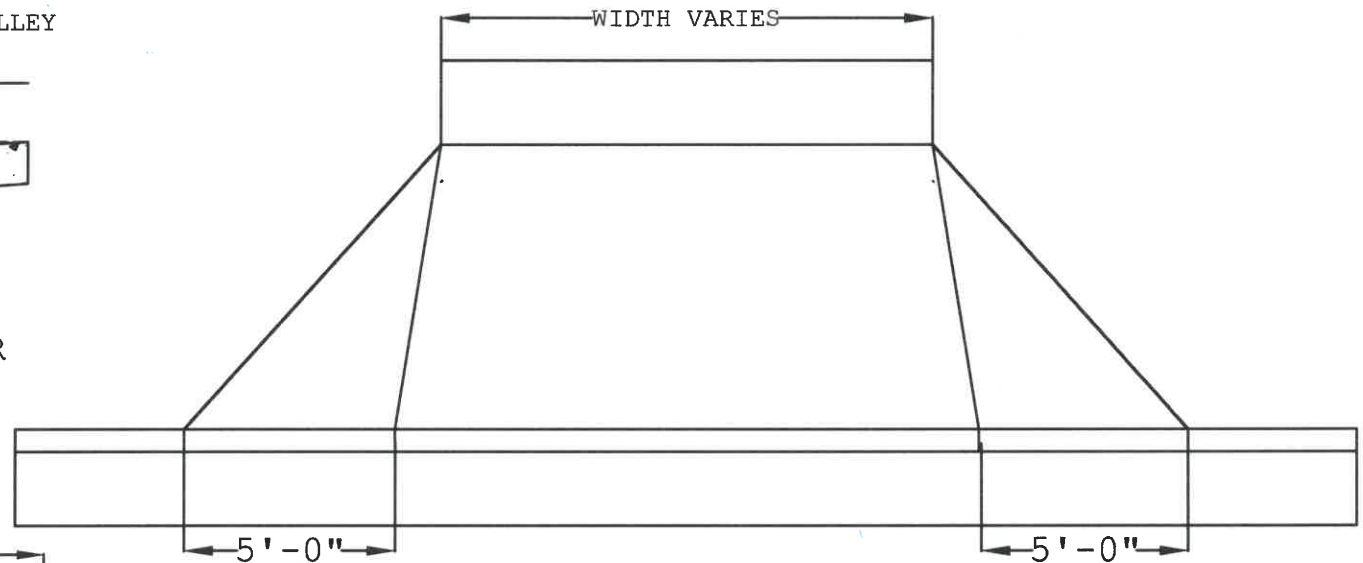


GENERAL NOTES:

1. WIDTHS OF COMMERCIAL DRIVEWAYS WILL COMPLY WITH CURRENT RULES AND REGULATIONS FOR DRIVEWAY ENFORCEMENT CONTROL*. WIDTHS OF RESIDENTIAL OR NON-COMMERCIAL DRIVEWAYS SHALL BE SPECIFIED IN THE PLANS.
 2. THE SLOPE OF THE TRANSITION AREA OF THE CONCRETE VALLEY GUTTER SHALL NOT BE STEEPER THAN 8.33% WHERE SIDEWALKS ARE LOCATED.
 3. GRADES FOR COMMERCIAL DRIVEWAYS OR FOR TRUCKS SHALL NOT BE GREATER THAN 11.00% UNLESS SPECIFIED OTHERWISE.
- * FOR NEW CONSTRUCTION REFER TO SHEET A2 FOR CONSTRUCTION DETAILS REGARDING NEW CONSTRUCTION DRIVEWAY ENTRANCES WITH AN INTEGRATED SIDEWALK.
- * FOR CONSTRUCTION WITH EXISTING SIDEWALK REFER TO SHEET A3 FOR CONSTRUCTION DETAILS REGARDING DRIVEWAYS WITH TAPERED ENTRANCES CONCRETE VALLEY GUTTERS AND INTEGRATED SIDEWALK



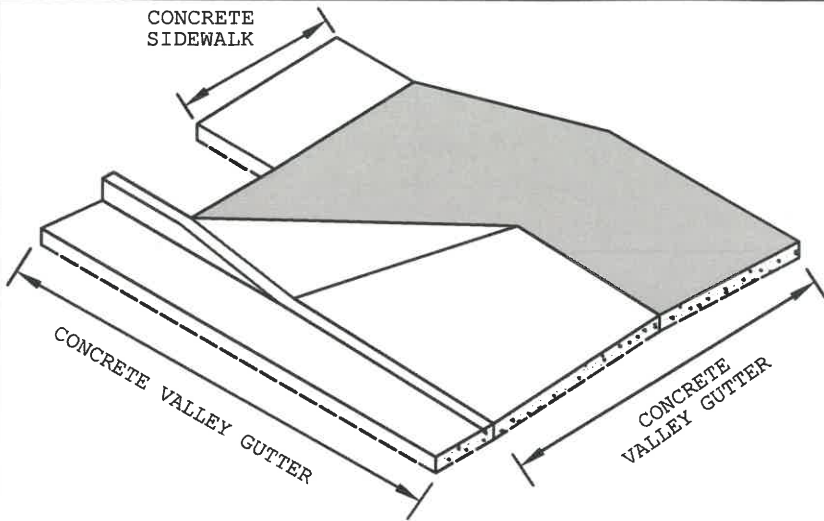
CROSS SECTION THRU GUTTER



TYPICAL CROSS SECTION
NO CONCRETE SIDEWALK

CITY OF DALTON PUBLIC WORKS	
DRIVEWAY CONSTRUCTION DETAIL	
DRIVEWAYS WITH TAPERED ENTRANCES	
CONCRETE VALLEY GUTTERS	
NO INTEGRATED SIDEWALK	
NO SCALE	May 20th, 2022
REVISION DATES	DRAWING NUMBER
	A1





TYPICAL SECTION
NEW CONSTRUCTION WITH CONCRETE
SIDEWALK

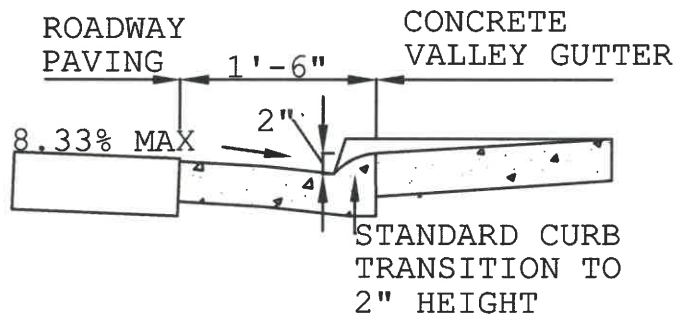
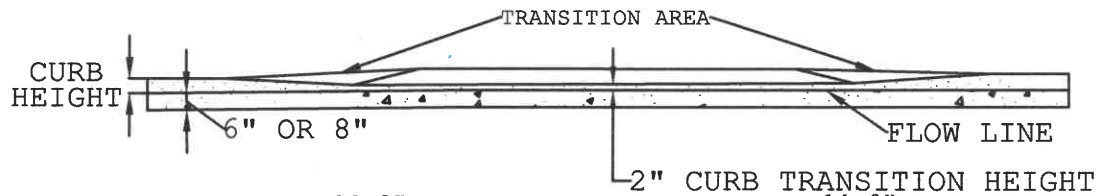
GENERAL NOTES:

1. WIDTHS OF COMMERCIAL DRIVEWAYS WILL COMPLY WITH CURRENT RULES AND REGULATIONS FOR DRIVEWAY ENFORCEMENT CONTROL*. WIDTHS OF RESIDENTIAL OR NON-COMMERCIAL DRIVEWAYS SHALL BE SPECIFIED IN THE PLANS.
2. THE SLOPE OF THE TRANSITION AREA OF THE CONCRETE VALLEY GUTTER SHALL NOT BE STEEPER THAN 8.33% WHERE SIDEWALKS ARE LOCATED.
3. GRADES FOR COMMERCIAL DRIVEWAYS OR FOR TRUCKS SHALL NOT BE GREATER THAN 11.00% UNLESS SPECIFIED OTHERWISE.

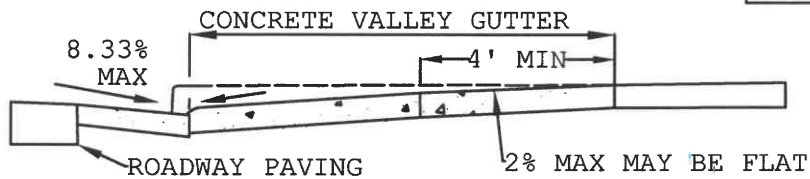
■ GRADE FOR SHADED AREA SHALL NOT EXCEED 2% IN COMPLIANCE WITH 2010 ADA STANDARDS.

* FOR CONSTRUCTION WITH NO EXISTING SIDEWALK REFER TO SHEET A1 FOR CONSTRUCTION DETAILS REGARDING DRIVEWAYS WITH TAPERED ENTRANCES AND CONCRETE VALLEY GUTTERS

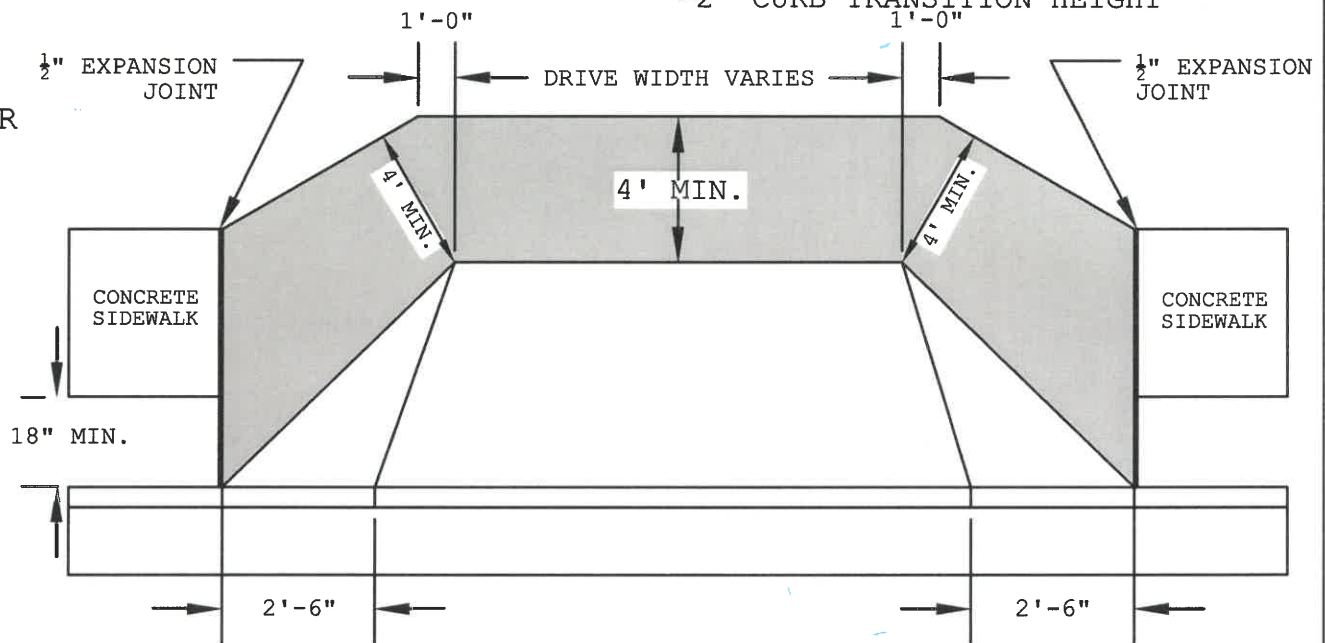
* FOR CONSTRUCTION WITH EXISTING SIDEWALK REFER TO SHEET A3 FOR CONSTRUCTION DETAILS REGARDING DRIVEWAYS WITH TAPERED ENTRANCES CONCRETE VALLEY GUTTERS AND INTEGRATED SIDEWALK



CROSS SECTION THRU GUTTER

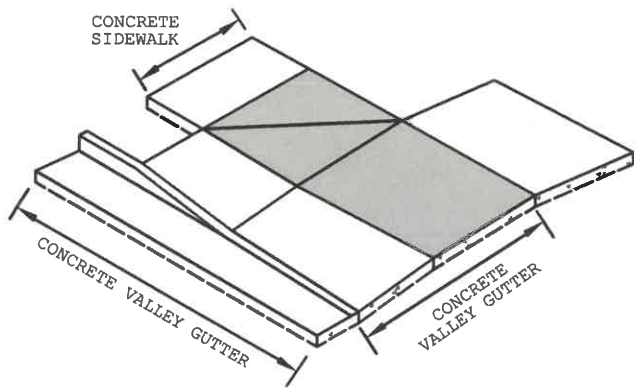


TYPICAL CROSS SECTION
WITH CONCRETE SIDEWALK



CITY OF DALTON PUBLIC WORKS	
DRIVEWAY CONSTRUCTION DETAIL	
DRIVEWAYS WITH TAPERED ENTRANCES CONCRETE VALLEY GUTTERS	
NEWLY CONSTRUCTED INTEGRATED SIDEWALK	
NO SCALE	May 20TH, 2022
REVISION DATES	DRAWING NUMBER
	A2





GENERAL NOTES:

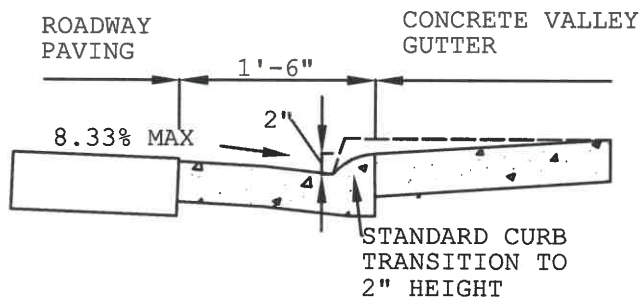
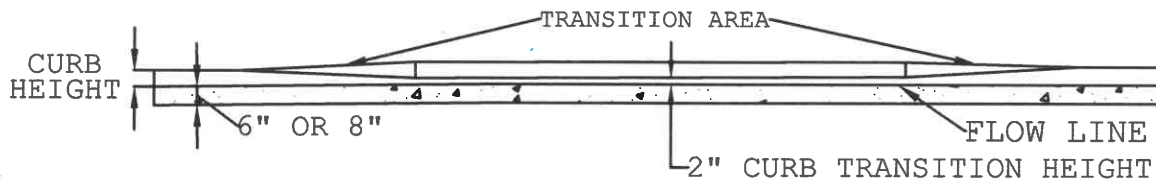
1. WIDTHS OF COMMERCIAL DRIVEWAYS WILL COMPLY WITH CURRENT RULES AND REGULATIONS FOR DRIVEWAY ENFORCEMENT CONTROL*. WIDTHS OF RESIDENTIAL OR NON-COMMERCIAL DRIVEWAYS SHALL BE SPECIFIED IN THE PLANS.
2. THE SLOPE OF THE TRANSITION AREA OF THE CONCRETE VALLEY GUTTER SHALL NOT BE STEEPER THAN 8.33% WHERE SIDEWALKS ARE LOCATED.
3. GRADES FOR COMMERCIAL DRIVEWAYS OR FOR TRUCKS SHALL NOT BE GREATER THAN 11.00% UNLESS SPECIFIED OTHERWISE.

GRADE FOR SHADED AREA SHALL NOT EXCEED 2% IN COMPLIANCE WITH 2010 ADA STANDARDS.

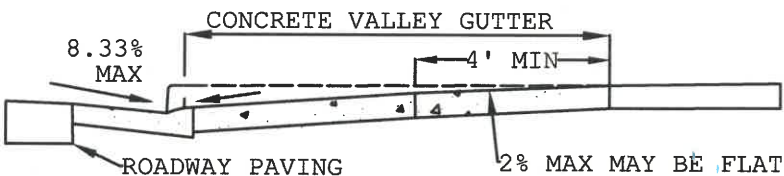
*FOR NEW CONSTRUCTION REFER TO SHEET A2 FOR CONSTRUCTION DETAILS REGARDING NEW CONSTRUCTION DRIVEWAY ENTRANCES WITH AN INTEGRATED SIDEWALK.

*FOR CONSTRUCTION WITH NO EXISTING SIDEWALK REFER TO SHEET A1 FOR CONSTRUCTION DETAILS REGARDING DRIVEWAYS WITH TAPERED ENTRANCES AND CONCRETE VALLEY GUTTERS

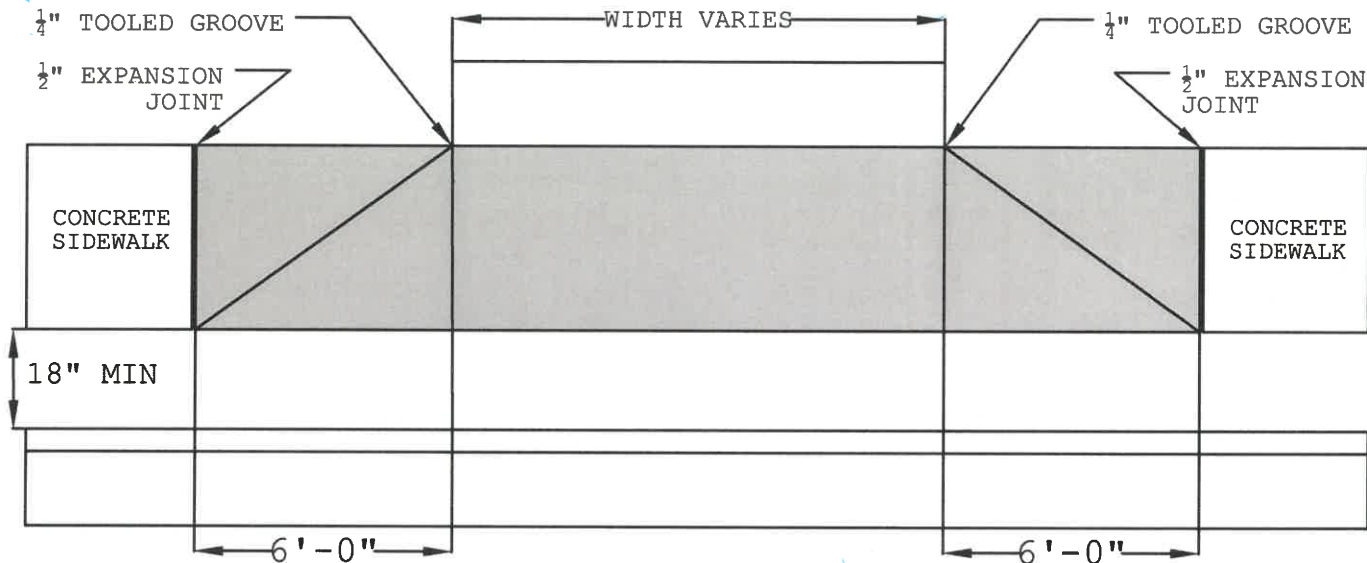
TYPICAL SECTION
NEW CONSTRUCTION WITH CONCRETE SIDEWALK



CROSS SECTION THRU GUTTER



TYPICAL CROSS SECTION
WITH CONCRETE SIDEWALK



CITY OF DALTON PUBLIC WORKS	
DRIVEWAY CONSTRUCTION DETAIL	
DRIVEWAYS WITH TAPERED ENTRANCES	
CONCRETE VALLEY GUTTERS	
EXISTING INTEGRATED SIDEWALK	
NO SCALE	May 20th, 2022
REVISION DATES	DRAWING NUMBER
	A3

