

Dalton Fire Department



Matt Daniel, Fire Chief
2025 Annual Report

Table of Contents

Mission Statement	3
Chiefs Message	4
Department Overview	5
Detailed Statistics	6
Response Summary by Station	11
Breakdown by Incident Type	12
Incidents by Months	16
Incidents by Stations	17
Staff Hours by Incident Type	18
Average Response Time by Station	22
Department Response Times	23
Injuries and Property Loss	24
Prevention	32
Completed Survey	33
Investigations By Cause And Determination	34
Training	35
Outside Training	35



Vision

To serve our community with integrity and be the standard by which fire service organizations are measured.

Mission

The City of Dalton Fire Department is dedicated to providing our community with the highest standard of service through prevention, public education, training, and emergency response.

Organizational Values

Integrity - Firm adherence to honesty and our code of ethics.

Accountability – Our obligation and willingness to accept responsibility and account for our actions.

Discipline – Behavior and order maintained by training, self-control, and adherence to our rules of conduct.

Responsibility – Our obligation to serve with reliability, trustworthiness, and professionalism.

MATT DANIEL
Fire Chief
Telephone 706-278-7363
Fax 706-272-7107
mdaniel@daltonga.gov

DALTON FIRE DEPARTMENT

404 School Street
Dalton, GA 30720



PUBLIC SAFETY COMMISSION
Truman Whitfield
Terry Mathis
Alex Brown
Lane Jackson



It is my privilege to present the City of Dalton Fire Department's 2025 Annual Report. This report represents the dedication, professionalism, and hard work of the men and women of our department who proudly serve the City of Dalton every day. I am incredibly proud of their commitment to our mission and to the community we protect.

The Dalton Fire Department is honored to serve the residents and visitors of our city, and this report provides an overview of our operational statistics along with highlights of our accomplishments throughout the year. Our members consistently demonstrate professionalism, teamwork, and a strong sense of service, and those efforts are reflected in the success of our department.

As Fire Chief, my priority is ensuring we continue to provide the highest level of service and safety to our community. We remain focused on our core values while preparing not only for the daily challenges of our profession, but also for the evolving needs and future demands of our growing community. Through continued training, planning, and dedication, I am confident we will remain ready to meet those challenges together.



Matt Daniel
Fire Chief

Department Overview

The City of Dalton Fire Department is an ISO Class 2 emergency service provider consisting of 97 full-time employees of whom 87 personnel are assigned to the Suppression Division as firefighters. Additional personnel are assigned to the Training Division, Prevention Division, and as administrative staff. The department has 35 Emergency Medical Technicians, 2 Paramedics, 60 Emergency Medical Responders, 23 certified Georgia Smoke Divers, and 14 CPR instructors. All suppression staff are certified career firefighters with first aid, CPR, and hazardous materials response training. Training hours accrued during 2025 totaled 38,380.

The department has a 26-member Special Operations Team trained in technical rescue and hazardous materials response. These personnel are adept at mitigating incidents such as trench rescue, structural collapse, vehicle and machinery entrapment, surface water rescue, high and low angle rope operations, confined space rescue, and hazardous materials releases.

Emergency response capabilities are achieved through the use of seven pumper apparatus, one 100-foot tower ladder, one 75-foot straight ladder, one heavy rescue apparatus, one incident command vehicle, and one mobile air & light unit, all of which are fully equipped to comply with NFPA and ISO requirements. Thermal imaging cameras, which allow for enhanced visibility in hostile environments, are carried in all five districts so that all the city's inhabitants may benefit from this technology.

The department has 5 stations located to provide rapid response to any part of the city's 22 square miles. Station 2, located on Abutment Road, also serves as a training facility with a four-story drill tower and a three-story, 1,664 sq. ft. burn building designed for the burning of Class A materials in all areas of the structure. This facility is utilized to train new recruits and maintain proficiency among incumbent personnel. All fire stations are equipped with standby generators to provide electrical power in the event of an outage. Stations are also equipped with a communications duplication system to ensure that the vital link between fire dispatchers and units operating in the field remains intact should the 911 center be disabled.

The City of Dalton has a total of 1,252 municipal fire hydrants. These hydrants are inspected a minimum of twice annually by suppression personnel. The department works closely with Dalton Utilities in an effort to ensure that hydrants will function properly if needed. In addition, there are over 500 private hydrants located in various parts of our jurisdiction serving a variety of private properties.

The Prevention Division coordinates closely with the Building Inspector's Office to ensure both existing commercial buildings and new construction projects adhere to the appropriate fire and life safety requirements. This is achieved through fire and life safety inspections designed to reduce the risk of loss of life and property. Additionally, the department has 4 Certified Fire Investigators responsible for determining fire origins and working in conjunction with law enforcement agencies to prosecute arson.



Dalton Fire Department

404 School Street, Dalton, GA 30720

Phone: 706-278-7363

Detailed Selected Statistics and Management Activity

By Incident Type

Report Period: 1/1/2025 - 12/31/2025 11:59:59 PM

CODE	DESCRIPTOR	FREQUENCY	FREQ. PERCENT	EXPs	AVG # SUPPR. PERS	AVG # EMS PERS	AVG # OTHER PERS	AVG # SUPPR. APPR.	AVG # EMS APPR.	AVG # OTHER APPR.	AVERAGE # MAN HOURS	TOTAL MAN HOURS	AVERAGE RESPONSE TIME (min)
		1	0.03%	0	0	0	0	0	0.00	1	0.00	.000000	0.00
111	Building fire	27	0.71%	1	15.37	0	2.19	4.85	0.00	1.63	40.29	604.333306	4.37
112	Fires in structure other than in a building	2	0.05%	0	14.5	0	1.5	5	0.00	1	17.07	25.716666	4.19
113	Cooking fire, confined to container	8	0.21%	0	15	0	1.38	4.75	0.00	1	6.86	41.233329	4.70
116	Fuel burner/boiler malfunction, fire confined	3	0.08%	0	13	0	1	4	0.00	0.67	16.02	50.816665	5.51
118	Trash or rubbish fire, contained	8	0.21%	0	3.13	0	0	1	0.00	0	1.09	8.683333	5.29
120	Fire in mobile prop. used as a fixed struc., other	1	0.03%	0	0	0	3	0	0.00	1	3.90	3.900000	0.00
130	Mobile property (vehicle) fire, other	1	0.03%	0	3	0	0	1	0.00	0	1.35	1.350000	4.10
131	Passenger vehicle fire	12	0.32%	2	5.58	0.5	0.67	1.75	0.17	0.5	6.25	68.533331	4.68
132	Road freight or transport vehicle fire	2	0.05%	0	8	0	1	2.5	0.00	1	17.17	27.916666	3.24
138	Off-road vehicle or heavy equipment fire	1	0.03%	0	3	0	0	1	0.00	0	0.40	.400000	4.35
141	Forest, woods or wildland fire	2	0.05%	0	6	0	0.5	1.5	0.00	0.5	8.56	17.783332	6.87
142	Brush or brush-and-grass mixture fire	12	0.32%	0	4.83	0	0.25	1.5	0.00	0.25	1.99	24.933329	4.96
143	Grass fire	6	0.16%	0	3.5	0	0.33	1.17	0.00	0.17	0.92	4.900000	5.50

CODE	DESCRIPTOR	FREQUENCY	FREQ. PERCENT	EXPs	AVG # SUPPR. PERS	AVG # EMS PERS	AVG # OTHER PERS	AVG # SUPPR. APPR.	AVG # EMS APPR.	AVG # OTHER APPR.	AVERAGE # MAN HOURS	TOTAL MAN HOURS	AVERAGE RESPONSE TIME (min)
150	Outside rubbish fire, other	2	0.05%	0	3	0	0	1	0.00	0	2.45	4.900000	5.70
151	Outside rubbish, trash or waste fire	11	0.29%	0	7	0	0.45	2.18	0.00	0.27	2.00	18.533331	4.65
154	Dumpster or other outside trash receptacle fire	4	0.11%	0	6	0	0.75	1.75	0.00	0.5	3.21	8.066666	5.04
161	Outside storage fire	1	0.03%	0	15	0	1	5	0.00	1	18.40	14.050000	5.30
251	Excessive heat, scorch burns with no ignition	8	0.21%	0	12.88	0	1.38	4.13	0.00	0.88	9.00	52.733331	4.56
311	Medical assist, assist EMS crew	2,255	59.45%	0	0.01	3.23	0.02	0	1.01	0.01	1.00	2243.13315 7	4.65
320	Emergency medical service incident, other	1	0.03%	0	0	4	0	0	1.00	0	0.53	.533333	3.37
321	EMS call, excluding vehicle accident with injury	2	0.05%	0	0	3.5	0	0	1.00	0	1.14	2.133333	2.84
322	Motor vehicle accident with injuries	160	4.22%	0	0.2	5.67	0.42	0.06	1.82	0.31	3.24	434.049962	3.97
323	Motor vehicle/pedestrian accident (MV Ped)	18	0.47%	0	0	3.78	0.39	0	1.28	0.22	1.39	25.866663	4.27
324	Motor vehicle accident with no injuries.	84	2.21%	0	0.42	5.14	0.24	0.14	1.64	0.17	2.33	163.883320	3.81
331	Lock-in (if lock out , use 511)	1	0.03%	0	3	0	0	1	0.00	0	0.20	.150000	3.93
350	Extrication, rescue, other	1	0.03%	0	0	3	0	0	1.00	0	1.00	1.000000	3.47
352	Extrication of victim(s) from vehicle	2	0.05%	0	1.5	3	0	0.5	1.00	0	7.24	3.700000	4.72
353	Removal of victim(s) from stalled elevator	3	0.08%	0	4.33	2	0.33	1.33	0.67	0.33	2.74	7.449999	4.83
355	Confined space rescue	1	0.03%	0	0	9	1	0	3.00	1	3.67	2.650000	4.68
357	Extrication of victim(s) from machinery	1	0.03%	0	0	6	2	0	2.00	1	6.67	6.383333	4.63
360	Water & ice-related rescue, other	3	0.08%	0	4	2.33	0.33	1.33	0.67	0.33	2.48	7.416666	2.99
363	Swift water rescue	1	0.03%	0	7	0	2	2	0.00	1	1.65	1.516666	5.68

CODE	DESCRIPTOR	FREQUENCY	FREQ. PERCENT	EXPs	AVG # SUPPR. PERS	AVG # EMS PERS	AVG # OTHER PERS	AVG # SUPPR. APPR.	AVG # EMS APPR.	AVG # OTHER APPR.	AVERAGE # MAN HOURS	TOTAL MAN HOURS	AVERAGE RESPONSE TIME (min)
381	Rescue or EMS standby	2	0.05%	0	0	3	0	0	1.00	0	1.47	2.950000	5.19
400	Hazardous condition, other	2	0.05%	0	6	0	1	2	0.00	0.5	3.50	8.950000	7.96
411	Gasoline or other flammable liquid spill	1	0.03%	0	6	0	0	2	0.00	0	1.90	1.900000	5.32
412	Gas leak (natural gas or LPG)	29	0.76%	0	10.66	0	1.03	3.45	0.00	0.83	6.90	156.683324	4.24
421	Chemical hazard (no spill or leak)	1	0.03%	0	6	0	0	2	0.00	0	4.60	3.300000	2.33
422	Chemical spill or leak	1	0.03%	0	15	0	2	4	0.00	2	55.53	52.366664	6.43
424	Carbon monoxide incident	10	0.26%	0	5.8	0.8	0.3	1.8	0.20	0.3	4.80	44.533330	5.10
440	Electrical wiring/equipment problem, other	11	0.29%	0	13	0	1	4.09	0.00	0.82	7.49	55.149996	3.68
442	Overheated motor	8	0.21%	0	14.5	0	1.13	4.38	0.00	0.88	6.87	47.383329	3.82
443	Breakdown of light ballast	1	0.03%	0	19	0	2	5	0.00	1	6.30	6.233333	2.03
444	Power line down	52	1.37%	0	3.21	0.06	0.13	1.06	0.02	0.12	1.80	89.616662	5.36
445	Arcing, shorted electrical equipment	22	0.58%	0	9.77	0	0.55	3.05	0.00	0.5	4.74	73.083327	4.90
461	Building or structure weakened or collapsed	3	0.08%	0	5	0	0	1.67	0.00	0	2.47	6.300000	3.77
463	Vehicle accident, general cleanup	1	0.03%	0	6	0	2	2	0.00	1	6.13	5.966666	5.10
500	Service Call, other	39	1.03%	0	2.9	0.23	0.08	0.92	0.08	0.05	1.21	45.016663	4.55
510	Person in distress, other	1	0.03%	0	0	3	0	0	1.00	0	0.70	.700000	3.68
520	Water problem, other	2	0.05%	0	3	0	0	1	0.00	0	0.92	1.850000	5.98
522	Water or steam leak	7	0.18%	0	6.14	0	0.43	1.86	0.00	0.29	4.13	27.516663	5.61
531	Smoke or odor removal	2	0.05%	0	17	0	2.5	5.5	0.00	1	12.19	20.416666	3.80

CODE	DESCRIPTOR	FREQUENCY	FREQ. PERCENT	EXPs	AVG # SUPPR. PERS	AVG # EMS PERS	AVG # OTHER PERS	AVG # SUPPR. APPR.	AVG # EMS APPR.	AVG # OTHER APPR.	AVERAGE # MAN HOURS	TOTAL MAN HOURS	AVERAGE RESPONSE TIME (min)
542	Animal rescue	2	0.05%	0	1.5	1.5	0	0.5	0.50	0	0.85	1.700000	4.00
550	Public service assistance, other	2	0.05%	0	2	1.5	0	0.5	0.50	0	1.08	2.050000	5.68
551	Assist police or other governmental agency	14	0.37%	0	1.57	1.79	0.21	0.57	0.57	0.14	1.39	18.883332	4.18
553	Public service	30	0.79%	0	2.9	0.67	0.13	0.9	0.20	0.13	1.20	35.383328	3.57
554	Assist invalid	1	0.03%	0	3	0	0	1	0.00	0	0.70	.700000	7.77
561	Unauthorized burning	17	0.45%	0	4.94	0	0.24	1.53	0.00	0.24	1.54	20.399995	4.87
600	Good intent call, other	9	0.24%	0	3.44	1.67	0.22	1.11	0.56	0.11	1.26	8.183332	3.82
611	Dispatched & canceled en route	299	7.88%	0	3.45	2.5	0.38	1.08	0.78	0.28	0.34	86.033249	0.00
622	No incident found on arrival at dispatch address	113	2.98%	0	2.37	2.66	0.16	0.77	0.85	0.12	1.08	101.216652	4.44
631	Authorized controlled burning	3	0.08%	0	7.67	0	0.67	2.33	0.00	0.33	1.16	2.466665	2.75
650	Steam, other gas mistaken for smoke, other	2	0.05%	0	7.5	1.5	1	2.5	0.50	0.5	1.50	3.366666	2.47
651	Smoke scare, odor of smoke	31	0.82%	0	9.68	0	0.87	3.06	0.00	0.61	4.17	124.066655	5.00
652	Steam, vapor, fog or dust thought to be smoke	5	0.13%	0	9	0	0.6	2.8	0.00	0.4	2.30	9.116665	3.77
653	Smoke from barbecue, tar kettle	1	0.03%	0	15	0	2	5	0.00	1	3.97	3.166666	3.77
671	HazMat release investigation w/no HazMat	8	0.21%	0	8	0	0.88	2.63	0.00	0.88	2.85	19.666663	4.61
700	False alarm or false call, other	3	0.08%	0	7.67	1	0.67	2.33	0.33	0.33	1.19	3.083333	4.33
710	Malicious, mischievous false call, other	2	0.05%	0	12	0	1.5	4	0.00	1	5.40	4.199999	7.53
714	Central station, malicious false alarm	3	0.08%	0	13.33	0	1.33	4	0.00	1	6.27	10.699998	4.27
715	Local alarm system, malicious false alarm	6	0.16%	0	12.17	0	1.17	3.83	0.00	0.83	4.70	15.716663	5.15

[illegible]



Dalton Fire Department

404 School Street, Dalton, GA 30720

Phone: 706-278-7363

Response Summary by Station

Report Period: 1/1/2025 - 12/31/2025 11:59:59 PM

Station	Responses	% Fire	% EMS	Other	Per Day
Station 1	1410	2.62	66.95	30.43	3.87
Station 2	777	3.35	60.1	36.55	2.13
Station 3	939	3.3	66.56	30.14	2.58
Station 4	472	4.45	61.23	34.32	1.3
Station 5	414	3.62	63.77	32.61	1.14

Total 4012



Dalton Fire Department

404 School Street, Dalton, GA 30720

Phone: 706-278-7363

Breakdown by Incident Type

Report Period: 1/1/2025 - 12/31/2025 11:59:59 PM

Incident Type	Incidents	Exposures
311 Medical assist, assist EMS crew	2267	0
611 Dispatched & canceled en route	361	0
322 Motor vehicle accident with injuries	189	0
745 Alarm system activation, no fire - unintentional	147	0
622 No incident found on arrival at dispatch address	135	0
735 Alarm system sounded due to malfunction	104	0
743 Smoke detector activation, no fire - unintentional	99	0
324 Motor vehicle accident with no injuries.	96	0
444 Power line down	56	0
500 Service Call, other	39	0
651 Smoke scare, odor of smoke	38	0
733 Smoke detector activation due to malfunction	33	0
412 Gas leak (natural gas or LPG)	31	0
553 Public service	30	0
111 Building fire	30	1
445 Arcing, shorted electrical equipment	23	0
142 Brush or brush-and-grass mixture fire	21	0
551 Assist police or other governmental agency	19	0
323 Motor vehicle/pedestrian accident (MV Ped)	19	0
131 Passenger vehicle fire	19	3
561 Unauthorized burning	18	0
731 Sprinkler activation due to malfunction	16	0
151 Outside rubbish, trash or waste fire	12	0
440 Electrical wiring/equipment problem, other	11	0

Incident Type	Incidents	Exposures
424 Carbon monoxide incident	11	0
600 Good intent call, other	9	0
118 Trash or rubbish fire, contained	9	0
251 Excessive heat, scorch burns with no ignition	9	0
113 Cooking fire, confined to container	9	0
442 Overheated motor	8	0
671 HazMat release investigation w/no HazMat	8	0
741 Sprinkler activation, no fire - unintentional	8	0
522 Water or steam leak	7	0
143 Grass fire	7	0
744 Detector activation, no fire - unintentional	7	0
746 Carbon monoxide detector activation, no CO	6	0
715 Local alarm system, malicious false alarm	6	0
740 Unintentional transmission of alarm, other	5	0
652 Steam, vapor, fog or dust thought to be smoke	5	0
631 Authorized controlled burning	4	0
141 Forest, woods or wildland fire	4	0
154 Dumpster or other outside trash receptacle fire	4	0
650 Steam, other gas mistaken for smoke, other	3	0
360 Water & ice-related rescue, other	3	0
700 False alarm or false call, other	3	0
112 Fires in structure other than in a building	3	0
132 Road freight or transport vehicle fire	3	0
461 Building or structure weakened or collapsed	3	0
116 Fuel burner/boiler malfunction, fire confined	3	0
353 Removal of victim(s) from stalled elevator	3	0
714 Central station, malicious false alarm	3	0
813 Wind storm, tornado/hurricane assessment	2	0
710 Malicious, mischievous false call, other	2	0
734 Heat detector activation due to malfunction	2	0

Incident Type	Incidents	Exposures
550 Public service assistance, other	2	0
321 EMS call, excluding vehicle accident with injury	2	0
542 Animal rescue	2	0
520 Water problem, other	2	0
531 Smoke or odor removal	2	0
381 Rescue or EMS standby	2	0
400 Hazardous condition, other	2	0
150 Outside rubbish fire, other	2	0
352 Extrication of victim(s) from vehicle	2	0
138 Off-road vehicle or heavy equipment fire	1	0
463 Vehicle accident, general cleanup	1	0
736 CO detector activation due to malfunction	1	0
554 Assist invalid	1	0
331 Lock-in (if lock out , use 511)	1	0
161 Outside storage fire	1	0
130 Mobile property (vehicle) fire, other	1	0
422 Chemical spill or leak	1	0
355 Confined space rescue	1	0
320 Emergency medical service incident, other	1	0
814 Lightning strike (no fire)	1	0
357 Extrication of victim(s) from machinery	1	0
411 Gasoline or other flammable liquid spill	1	0
711 Municipal alarm system, malicious false alarm	1	0
730 System malfunction, other	1	0
443 Breakdown of light ballast	1	0
510 Person in distress, other	1	0
363 Swift water rescue	1	0
653 Smoke from barbecue, tar kettle	1	0
120 Fire in mobile prop. used as a fixed struc., other	1	0
350 Extrication, rescue, other	1	0

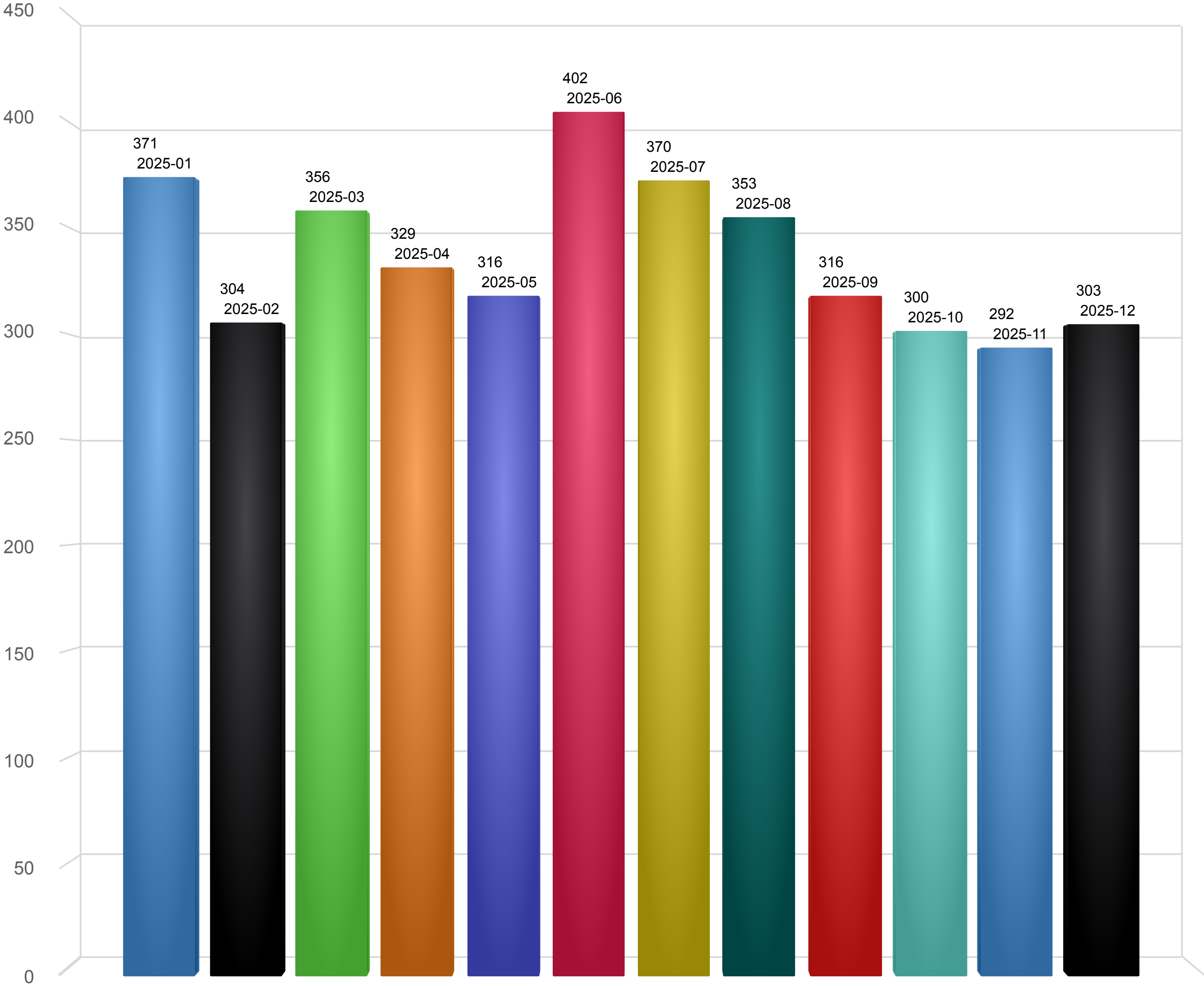
Incident Type	Incidents	Exposures
421 Chemical hazard (no spill or leak)	1	0

	Incidents	Exposures
Total	4012	4

Incidents by Months

01/01/2025-12/31/2025

- 2025-01
- 2025-02
- 2025-03
- 2025-04
- 2025-05
- 2025-06
- 2025-07
- 2025-08
- 2025-09
- 2025-10
- 2025-11
- 2025-12



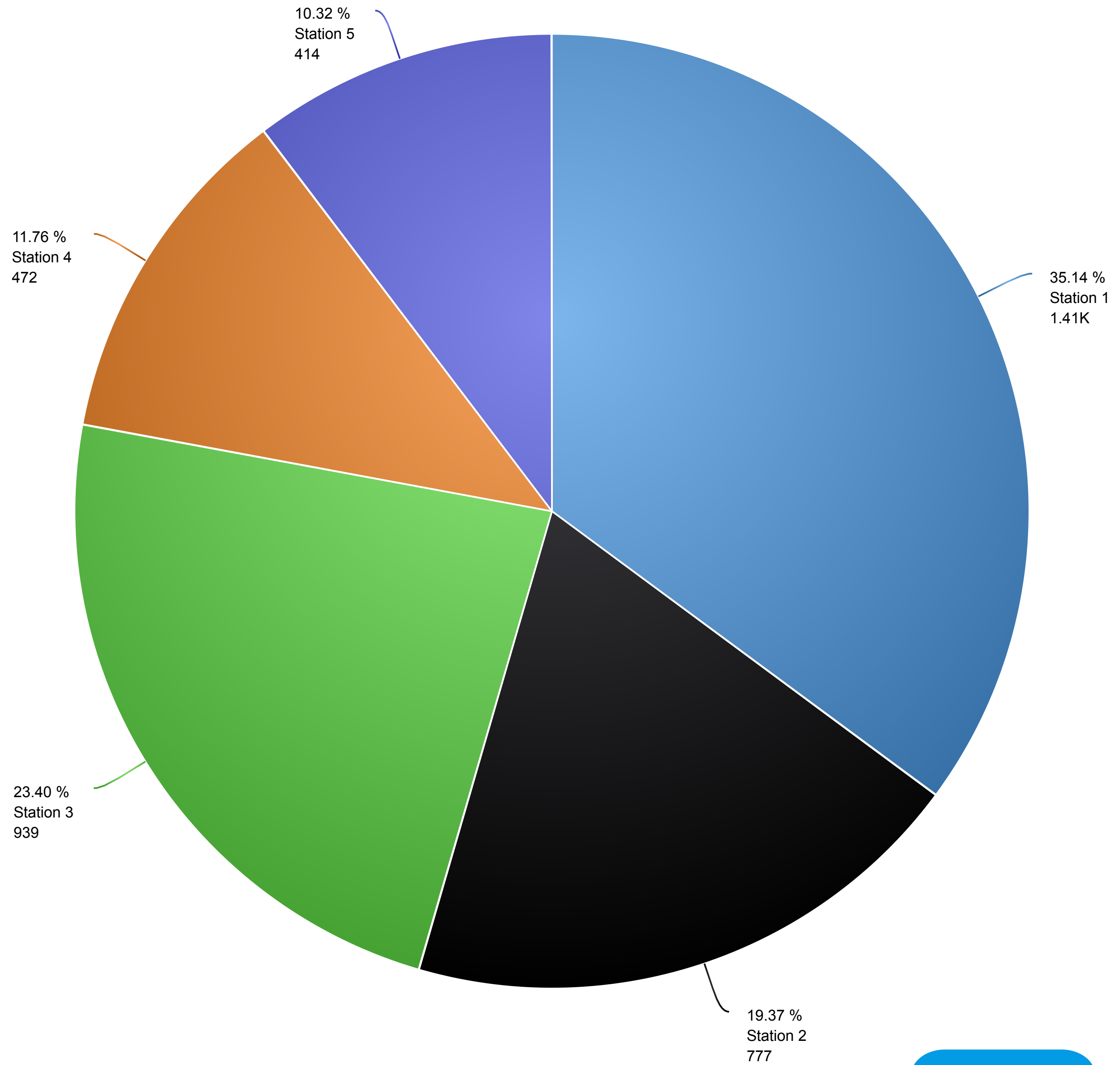
Incident Count

Total of Month: 4,012

- Station 1
- Station 2
- Station 3
- Station 4
- Station 5

Incidents by Stations

01/01/2025-12/31/2025



Total of Station: 4,012



Dalton Fire Department

404 School Street, Dalton, GA 30720

Phone: 706-278-7363

Staff Hours by Incident Type

Report Period: 1/1/2025 - 12/31/2025 11:59:59 PM

Incident Type	Hours
311 Medical assist, assist EMS crew	2257.21
111 Building fire	738.82
322 Motor vehicle accident with injuries	496.37
745 Alarm system activation, no fire - unintentional	374.18
735 Alarm system sounded due to malfunction	369.92
743 Smoke detector activation, no fire - unintentional	218.23
324 Motor vehicle accident with no injuries.	178.22
412 Gas leak (natural gas or LPG)	164.17
651 Smoke scare, odor of smoke	132.91
622 No incident found on arrival at dispatch address	115.40
611 Dispatched & canceled en route	106.69
731 Sprinkler activation due to malfunction	100.93
444 Power line down	100.26
131 Passenger vehicle fire	92.00
733 Smoke detector activation due to malfunction	91.05
142 Brush or brush-and-grass mixture fire	83.40
445 Arcing, shorted electrical equipment	74.24
251 Excessive heat, scorch burns with no ignition	56.07
440 Electrical wiring/equipment problem, other	55.14
422 Chemical spill or leak	52.37
116 Fuel burner/boiler malfunction, fire confined	50.82
442 Overheated motor	47.38
141 Forest, woods or wildland fire	45.71
424 Carbon monoxide incident	45.34

Incident Type	Hours
500 Service Call, other	45.03
113 Cooking fire, confined to container	42.27
553 Public service	35.39
112 Fires in structure other than in a building	35.12
551 Assist police or other governmental agency	30.32
132 Road freight or transport vehicle fire	29.82
323 Motor vehicle/pedestrian accident (MV Ped)	29.33
522 Water or steam leak	27.52
741 Sprinkler activation, no fire - unintentional	24.10
561 Unauthorized burning	20.94
531 Smoke or odor removal	20.42
671 HazMat release investigation w/no HazMat	19.67
151 Outside rubbish, trash or waste fire	19.03
715 Local alarm system, malicious false alarm	15.71
744 Detector activation, no fire - unintentional	15.55
161 Outside storage fire	14.05
746 Carbon monoxide detector activation, no CO	10.96
714 Central station, malicious false alarm	10.70
118 Trash or rubbish fire, contained	9.95
814 Lightning strike (no fire)	9.40
652 Steam, vapor, fog or dust thought to be smoke	9.12
400 Hazardous condition, other	8.95
600 Good intent call, other	8.19
154 Dumpster or other outside trash receptacle fire	8.07
740 Unintentional transmission of alarm, other	8.06
353 Removal of victim(s) from stalled elevator	7.45
360 Water & ice-related rescue, other	7.42
357 Extrication of victim(s) from machinery	6.38
461 Building or structure weakened or collapsed	6.30
443 Breakdown of light ballast	6.23

Incident Type	Hours
463 Vehicle accident, general cleanup	5.97
143 Grass fire	5.60
150 Outside rubbish fire, other	4.90
710 Malicious, mischievous false call, other	4.20
120 Fire in mobile prop. used as a fixed struc., other	3.90
650 Steam, other gas mistaken for smoke, other	3.82
352 Extrication of victim(s) from vehicle	3.70
421 Chemical hazard (no spill or leak)	3.30
653 Smoke from barbecue, tar kettle	3.17
700 False alarm or false call, other	3.08
381 Rescue or EMS standby	2.95
631 Authorized controlled burning	2.92
355 Confined space rescue	2.65
730 System malfunction, other	2.33
734 Heat detector activation due to malfunction	2.27
321 EMS call, excluding vehicle accident with injury	2.13
550 Public service assistance, other	2.05
411 Gasoline or other flammable liquid spill	1.90
520 Water problem, other	1.85
542 Animal rescue	1.70
736 CO detector activation due to malfunction	1.60
363 Swift water rescue	1.52
813 Wind storm, tornado/hurricane assessment	1.50
130 Mobile property (vehicle) fire, other	1.35
350 Extrication, rescue, other	1.00
510 Person in distress, other	0.70
554 Assist invalid	0.70
320 Emergency medical service incident, other	0.53
711 Municipal alarm system, malicious false alarm	0.52
138 Off-road vehicle or heavy equipment fire	0.40

Incident Type	Hours
331 Lock-in (if lock out , use 511)	0.15

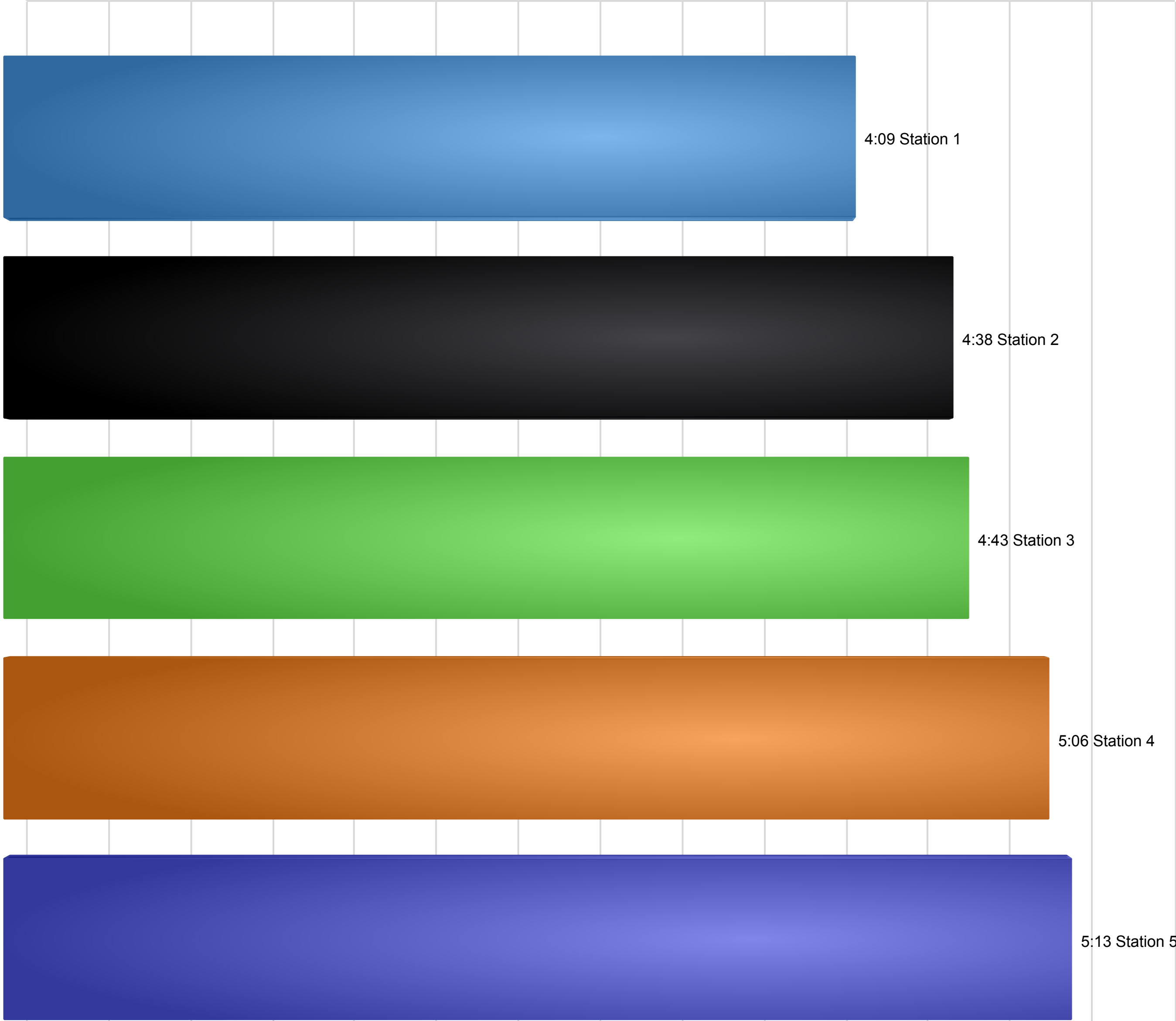
Total	6662.64
-------	---------

- Station 1
- Station 2
- Station 3
- Station 4
- Station 5

Average Response Time by Station

01/01/2025-12/31/2025

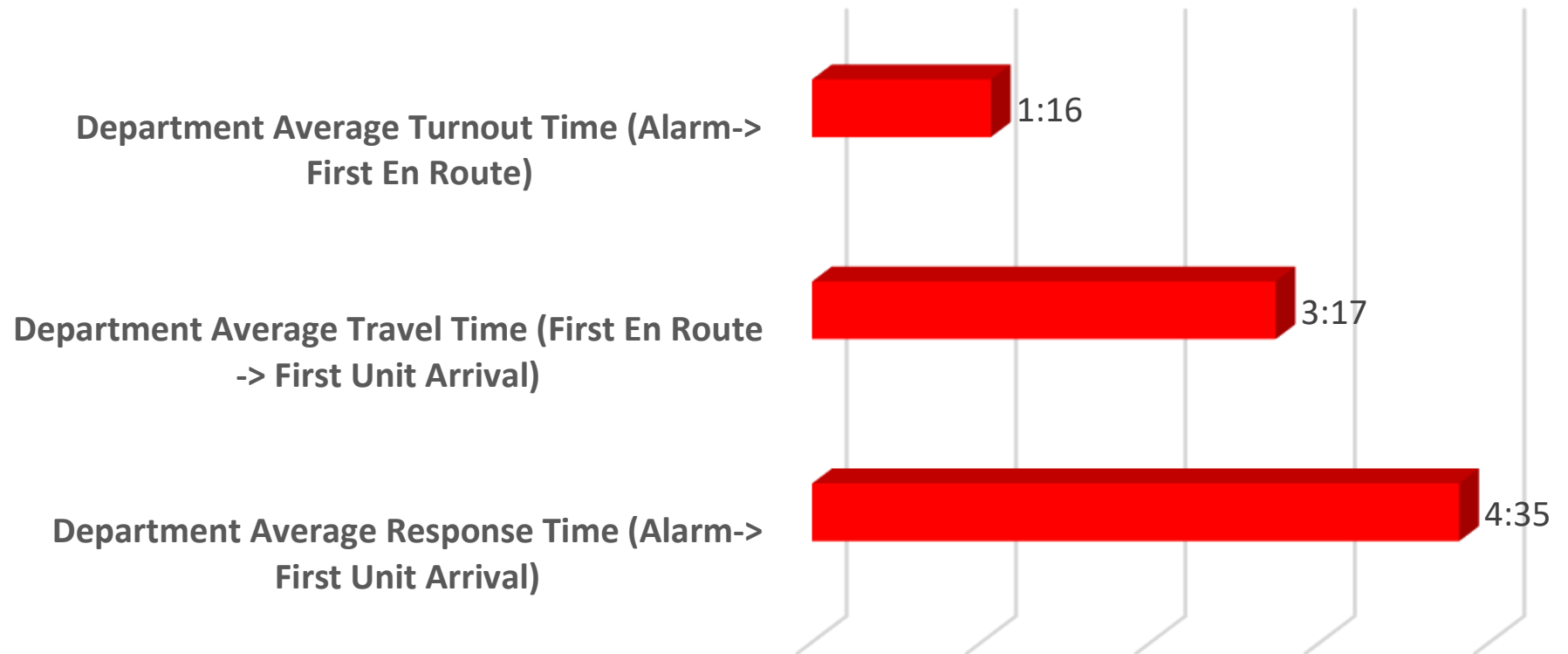
Average Response Time



Total of Station: 4:35

0:00 0:25 0:50 1:15 1:40 2:05 2:30 2:55 3:20 3:45 4:10 4:35 5:00 5:25 5:50

Department Response Times





Dalton Fire Department

404 School Street, Dalton, GA 30720

Phone: 706-278-7363

Injuries and Property Loss

(Dates: 1/1/2025 - 12/31/2025 11:59:59 PM)

CODE	DESCRIPTOR	FREQ	FREQ %	EXPs	CIV DTHS	CIV DTHS %	CIV INJS	CIV INJS %	FF DTHS	FF DTHS %	FF INJS	FF INJS %	PROP LOSS	PROP LOSS %	CONT LOSS	CONT LOSS %	TOTAL LOSS	TOTAL LOSS %
111	Building fire	27	0.71%	2	0	0.00%	1	100.00%	0	0.00%	0	0.00%	1,515,911	68.69%	162,575	98.66%	1,678,486	70.77%
112	Fires in structure other than in a building	2	0.05%	0	0	0.00%	0	0.00%	0	0.00%	0	0.00%	251,000	11.37%	500	0.30%	251,500	10.60%
113	Cooking fire, confined to container	8	0.21%	0	0	0.00%	0	0.00%	0	0.00%	0	0.00%	1,800	0.08%	15	0.01%	1,815	0.08%
116	Fuel burner/boiler malfunction, fire confined	3	0.08%	0	0	0.00%	0	0.00%	0	0.00%	0	0.00%	5,800	0.26%	100	0.06%	5,900	0.25%
118	Trash or rubbish fire, contained	8	0.21%	0	0	0.00%	0	0.00%	0	0.00%	0	0.00%	0	0.00%	0	0.00%	0	0.00%
120	Fire in mobile prop. used as a fixed struc., other	1	0.03%	0	0	0.00%	0	0.00%	0	0.00%	0	0.00%	1,000	0.05%	1,000	0.61%	2,000	0.08%
130	Mobile property (vehicle) fire, other	1	0.03%	0	0	0.00%	0	0.00%	0	0.00%	0	0.00%	0	0.00%	0	0.00%	0	0.00%
131	Passenger vehicle fire	12	0.32%	8	0	0.00%	0	0.00%	0	0.00%	0	0.00%	429,500	19.46%	600	0.36%	430,100	18.13%
132	Road freight or transport vehicle fire	2	0.05%	0	0	0.00%	0	0.00%	0	0.00%	0	0.00%	1,600	0.07%	0	0.00%	1,600	0.07%

[illegible]

[illegible]

[illegible]

[illegible]

[illegible]

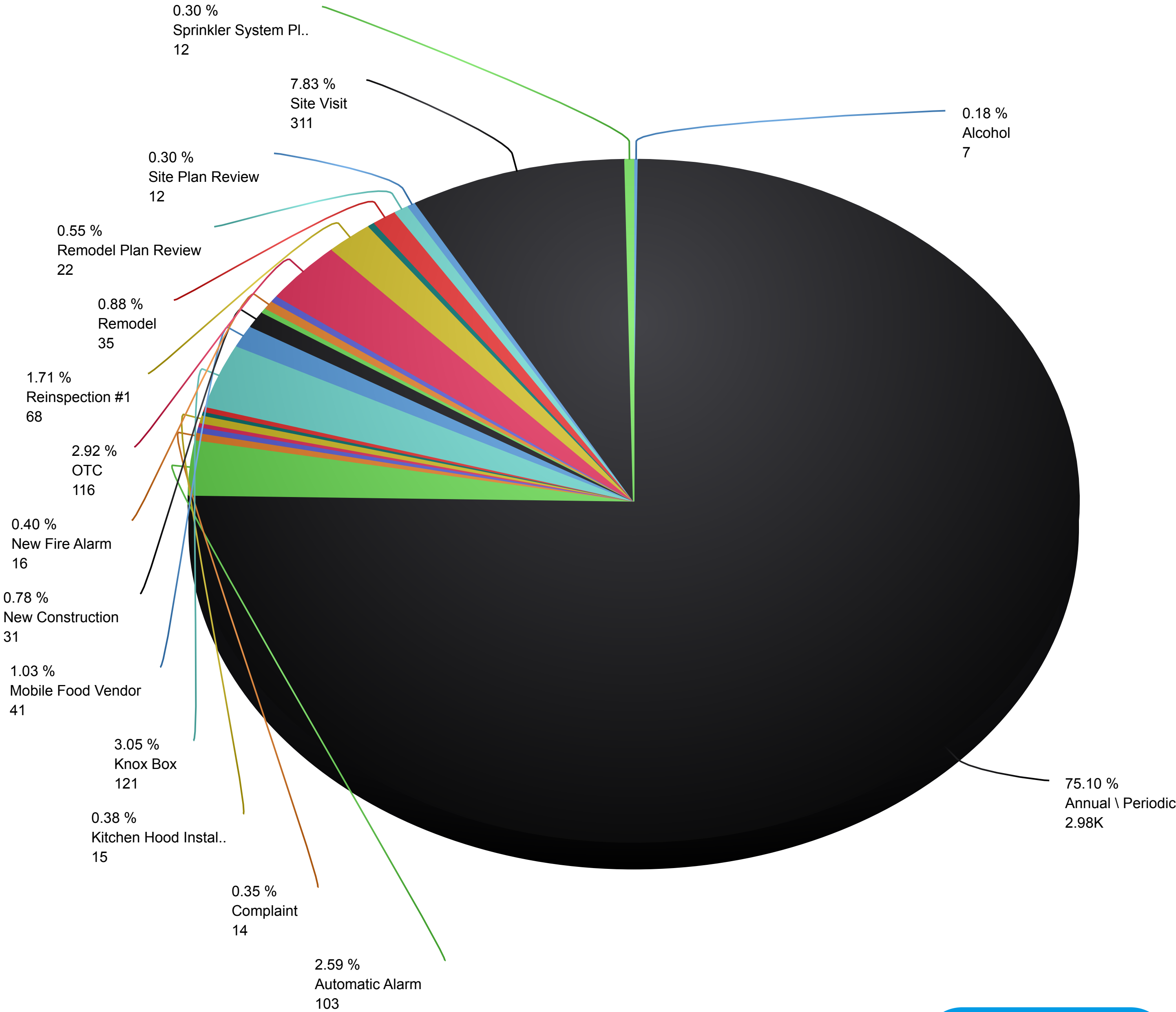
[illegible]

CODE	DESCRIPTOR	FREQ	FREQ %	EXPs	CIV DTHS	CIV DTHS %	CIV INJS	CIV INJS %	FF DTHS	FF DTHS %	FF INJS	FF INJS %	PROP LOSS	PROP LOSS %	CONT LOSS	CONT LOSS %	TOTAL LOSS	TOTAL LOSS %
745	Alarm system activation, no fire - unintentional	139	3.66%	0	0	0.00%	0	0.00%	0	0.00%	0	0.00%	0	0.00%	0	0.00%	0	0.00%
746	Carbon monoxide detector activation, no CO	6	0.16%	0	0	0.00%	0	0.00%	0	0.00%	0	0.00%	0	0.00%	0	0.00%	0	0.00%
813	Wind storm, tornado/hurricane assessment	2	0.05%	0	0	0.00%	0	0.00%	0	0.00%	0	0.00%	0	0.00%	0	0.00%	0	0.00%
814	Lightning strike (no fire)	1	0.03%	0	0	0.00%	0	0.00%	0	0.00%	0	0.00%	0	0.00%	0	0.00%	0	0.00%
Totals		3,793	100%	10	0	100%	1	100%	0	100%	2	100%	2,206,961	100%	164,790	100%	2,371,751	100%
Mutual Aid Given Incidents		221																

Inspection Visit History by Inspection Type

01/01/2025-12/31/2025

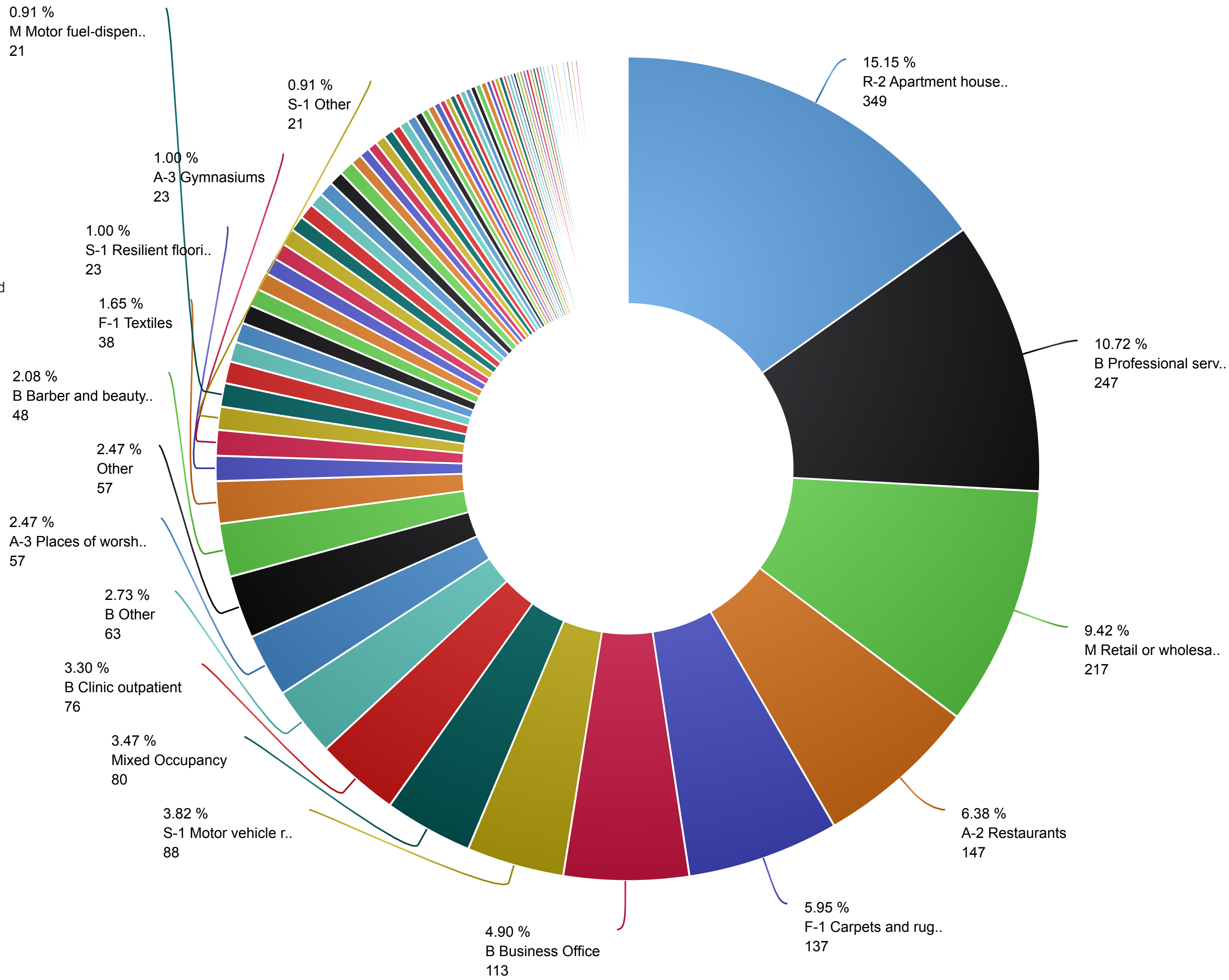
- Alcohol
- Annual \ Periodic
- Automatic Alarm
- Complaint
- Fire Alarm Plan Review
- Fireworks Display
- Kitchen Hood Installation
- Kitchen Hood Plan Review
- Kitchen Hood Suppression System Plan Review
- Knox Box
- Mobile Food Vendor
- New Construction
- New Construction Plan Review
- New Fire Alarm
- New Sprinkler System
- OTC
- Reinspection #1
- Reinspection #2
- Remodel
- Remodel Plan Review
- Site Plan Review
- Site Visit
- Sprinkler System Plan Review



Total of Inspection Type: 3,972

Completed Survey

- R-2 Apartment houses
- B Professional services
- M Retail or wholesale stores
- A-2 Restaurants
- F-1 Carpets and rugs
- B Business Office
- S-1 Motor vehicle repair garages
- Mixed Occupancy
- B Clinic outpatient
- B Other
- A-3 Places of worship
- Other
- B Barber and beauty shop
- F-1 Textiles
- S-1 Resilient flooring
- A-3 Gymnasiums
- S-1 Other
- M Motor fuel-dispensing facilities
- F-1 Electronics
- F-1 Metals
- B Banks
- M Markets
- R-1 Hotels (transient)
- B Assembly spaces with an occupant load of less than 50 persons
- H-2 Class I, II or IIIA flammable or combustible liquids
- B Educational occupancies for students above 12th grade
- S-1 Self-service storage facility (mini-storage)
- E Six or more persons at a time for educational purposes through the 12th grade
- A-3 Community halls
- F-1 Other
- B Motor vehicle showrooms
- F-1 Machinery
- M Department stores
- R-1 Motels (transient)
- S-2 Parking garages, open or enclosed
- B Civic administration
- A-2 Banquet Halls
- B Dry cleaning and laundries
- B Carwash
- M Other
- A-2 Nightclubs
- B Food processing not associated with a restaurant less than 2500 sq ft
- M Sales rooms
- S-2 Other
- S-2 Metal parts
- M Drug stores
- F-1 Plastic products
- R-2 Fire station
- S-1 Furniture
- B Laboratories
- E 5 or more children older 2.5 years receiving services less than 24 hours per day
- A-2 Cafeterias and similar dining facilities
- A-5 Bleachers
- B Animal hospitals

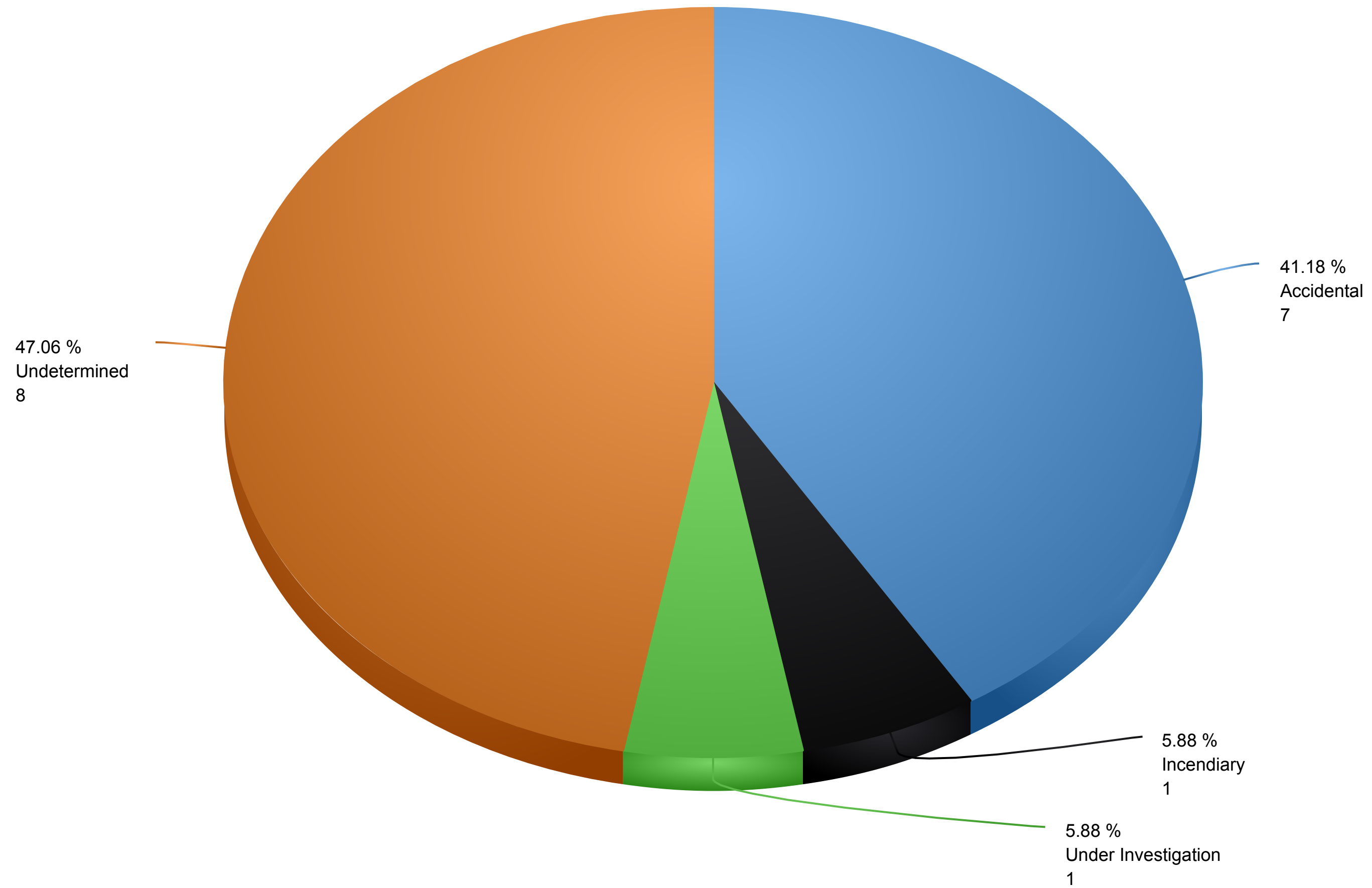


Total of Occupancy: 2,304

Accidental
Incendiary
Under Investigation
Undetermined

Investigations By Cause And Determination

01/01/2025-12/31/2025



Total of Cause And Determination: 17

Training Division

Training hours accrued during 2025 totaled 33,262

Outside school attendance totaled 999 students.

Summary of classes hosted or delivered by the Training Division:

1. DFD EMT/Paramedic Refresher – Airway
2. DFD EMT/Paramedic Refresher – Cardiovascular
3. DFD EMT/Paramedic Refresher – Trauma
4. DFD EMT/Paramedic Refresher – Medical
5. DFD EMT/Paramedic Refresher – Pediatrics
6. DFD EMT/Paramedic Refresher – Operations
7. DFD EMT/Paramedic Refresher – Scenarios
8. Basics of Size-up and Initial Reports
9. The Nightclub Nightmare
10. Norfolk Southern Railroad Hazardous Materials and Railroad Safety
11. RIT Operations in Void Spaces and Unfinished Areas
12. DFD Pumping Apparatus Operator Course
13. Traffic Incident Management Responder Training
14. DFD Aerial Apparatus Operator Course

Dalton Fire Department
OUTSIDE TRAINING
2025

Date	Location	Title	# Attending
1/8/2025	Dalton FD	DFD EMT/Paramedic Refresher - Airway	82
1/15/2025	Dalton FD	DFD EMT/Paramedic Refresher - Cardiovascular	82
1/16/2025	Dalton FD	Basics of Size-up and Initial Reports	31
1/23/2025	Dalton FD	DFD EMT/Paramedic Refresher - Trauma	78
1/29/2025	Dalton FD	DFD EMT/Paramedic Refresher - Medical	80
1/31/2025	GPSTC	NPQ Fire Instructor 1	1
2/5/2025	Dalton FD	DFD EMT/Paramedic Refresher - Pediatrics	83
2/12/2025	Dalton FD	DFD EMT/Paramedic Refresher - Operations	74
2/19/2025	Dalton FD	DFD EMT/Paramedic Refresher - Scenarios	77
2/21/2025	Dawson County FD	NPQ Fire Officer 1	1
2/27/2025	Dalton FD	The Nightclub Nightmare	81
2/28/2025	Catoosa County FD	Hazardous Materials Technician	4
3/7/2025	National Fire Academy	Special Operations Program Management & Leadership	1
3/18/2025	CFI Trainer	Introduction to Youth-Set Fires	1
3/28/2025	Cobb County FD	Georgia Fire Investigators Association Conference	2
4/8/2025	Dalton FD	Norfolk Southern Railroad Hazardous Materials and Railroad Safety	75
4/10/2025	GPSTC	Fire Alarm & Suppression Systems	1
4/11/2025	Huntsville, AL	Basic Post Blast Investigative Techniques	1
5/10/2025	CFI Trainer	Fire Investigation for Fire Officers	1
5/17/2025	Marietta, GA	Metro Atlanta Fire Fighters Conference	2
5/19/2025	CFI Trainer	How First Responders Impact the Fire Investigation	1
5/22/2025	Whitfield County FD	RIT Operations in Void Spaces and Unfinished Areas	70
5/23/2025	GPSTC	Fire Instructor 1	1
6/2/2025	Dawson County, GA	Fire Officer III	4
6/27/2025	Whitfield County, GA	GEMSA Auto Extrication with Patient Care Focus	5
6/27/2025	GPSTC	2025 Georgia Fire Safety Symposium	1
6/27/2025	Anniston, AL	FEMA CDP Hazardous Materials Technician	1
7/7/2025	Dawson County, GA	Fire Officer IV	4
7/11/2025	GPSTC	Technical Rescue: Intro to Technical Rescue	1
8/4/2025	Dalton FD	Basics of Size-up and Initial Reports	25
8/11/2025	Marietta, GA	Six Flags Swiftwater Technician Refresher	4
8/14/2025	Cohutta, GA	Rail Car Incident Response for Crude, Ethanol, and Other Flammable Liquids	3
8/14/2025	GPSTC	Life Safety Code	1
8/15/2025	GPSTC	Technical Rescue: Core Qualifications	1
8/15/2025	Cartersville, GA	NPQ Swift Water Rescue Technician	2
8/20/2025	West Georgia Tech	Fire Protection Systems	1
8/29/2025	Dalton FD	DFD Pumping Apparatus Operator Course	7
9/4/2025	Dalton FD	Traffic Incident Management Responder Training	74
9/7/2025	CFI Trainer	Fire Investigator Scene Safety	1
9/12/2025	GPSTC	Technical Rescue: Rope Techniques	1
9/18/2025	CFI Trainer	Investigating Motor Vehicle Fires	1
9/19/2025	CFI Trainer	The Scientific Method for Fire and Explosion Investigation	1
10/15/2025	CFI Trainer	Writing the Initial Origin and Cause Report	1
10/31/2025	Dalton FD	DFD Aerial Apparatus Operator Course	5
11/6/2025	CFI Trainer	How First Responders Impact the Fire Investigation	1
12/18/2025	Fort Oglethorpe, GA	Tactical Emergency Casualty Care	24
Total Personnel Attending Classes			999