



# Annual Report 2021



### **Vision**

To serve our community with integrity and be the standard by which fire service organizations are measured.

### **Mission**

The City of Dalton Fire Department is dedicated to providing our community with the highest standard of service through prevention, public education, training, and emergency response.

### **Organizational Values**

**Integrity** - firm adherence to honesty and our code of ethics

**Accountability** – our obligation and willingness to accept responsibility and account for our actions

**Discipline** – behavior and order maintained by training, self-control, and adherence to our rules of conduct

**Responsibility** – our obligation to serve with reliability, trustworthiness, and professionalism

## **Table of Contents**

Fire Chief's Message.....	1
Department Overview.....	2
Statistical Data .....	3
Fire Prevention Division Report.....	11
Training Division Report.....	12
Continuing Education.....	13

# DALTON FIRE DEPARTMENT

TODD PANGLE  
Fire Chief  
Telephone 706-278-7363  
Fax 706-272-7107  
tpangle@daltonga.gov

404 School Street  
Dalton, GA 30720



PUBLIC SAFETY COMMISSION  
Terry Mathis  
Bill Weaver  
Anthony Walker  
Truman Whitfield



It is my pleasure to present the City of Dalton Fire Department Annual Report for 2021. The information contained in this report is a reflection of the combined efforts of the outstanding men and women who proudly serve our department and our community. We are proud of the service we provide to the citizens and visitors of the City of Dalton and we want to share some of our statistics as well as showcase our accomplishments.

We constantly strive to maintain a high level of service and continue to provide the highest level of safety to our community. We will continue to accomplish this by focusing on the mission and core values of our organization. Our agency will continue to prepare for, not only day-to-day challenges, but the ones on the horizon that we will be faced with in the future.

A handwritten signature in black ink that reads 'Todd Pangle'.

Todd Pangle  
Fire Chief

## Department Overview

The City of Dalton Fire Department is an ISO Class 2 emergency service provider consisting of 97 full-time employees. 87 personnel are assigned to the suppression division as firefighters. Additional personnel are assigned to the training division, fire prevention division, and as administrative staff. The department has 38 Emergency Medical Technicians, 4 Paramedics, 50 Emergency Medical Responders, 28 certified Georgia Smoke Divers, and 12 CPR instructors. Training hours accrued during 2021 totaled 30,955.

The department has Special Operations Teams trained in technical rescue and hazardous materials response. These teams are adept at mitigating incidents such as trench rescue, structural collapse, vehicle and machinery entrapment, surface water rescue, high and low angle rope operations, confined space rescue and hazardous materials releases.

Emergency response capabilities are achieved through the use of seven pumping apparatus, one 100-foot tower ladder, one 75-foot straight ladder, one heavy rescue apparatus, one incident command vehicle, and one mobile air & light unit, all of which are fully equipped to comply with NFPA and ISO requirements. Thermal imaging cameras, which allow for enhanced visibility in hostile environments, are carried in all 5 districts so that all the city's inhabitants may benefit from this technology.

The department has 5 stations located to provide rapid response to any part of the city's 22 square miles. Station 2, located on Abutment Road, also serves as a training facility with a water drafting pit, four story drill tower, and a three story, 1,664 sq. ft. burn building designed for the burning of Class A materials in all areas of the structure. This facility is utilized to train new recruits and maintain proficiency among incumbent personnel. All fire stations are equipped with stand-by generators to provide electrical power in the event of an outage. Stations are also equipped with a communications duplication system to ensure that the vital link between fire dispatchers and units operating in the field remains intact should the 911 center be disabled.

The City of Dalton has a total of 1,252 municipal fire hydrants. These hydrants are inspected a minimum of twice annually by suppression personnel. The department works closely with Dalton Utilities in an effort to ensure that hydrants will function properly if needed. In addition, there are over 500 private hydrants located in various parts of our jurisdiction serving a variety of private properties.

The fire prevention division works closely with the building inspector's office and Dalton Utilities in an effort to reduce the loss of life and property by requiring that all construction meets current fire codes.

# Dalton Fire Department

Dalton, GA



## Department Incident Statistics

Start Date: 01/01/2021 | End Date: 12/31/2021

INCIDENT COUNT	
INCIDENT TYPE	# INCIDENTS
EMS	2688
FIRE	1309
<b>TOTAL</b>	<b>3997</b>

PRE-INCIDENT VALUE	LOSSES
<b>\$57,254,063.00</b>	<b>\$1,096,587.00</b>

CO CHECKS	
424 - Carbon monoxide incident	8
736 - CO detector activation due to malfunction	9
746 - Carbon monoxide detector activation, no CO	2
<b>TOTAL</b>	<b>19</b>

MUTUAL AID	
Aid Type	Total
Aid Given	214
Aid Received	32

OVERLAPPING CALLS	
# OVERLAPPING	% OVERLAPPING
1091	27.3

LIGHTS AND SIREN - AVERAGE RESPONSE TIME	
<b>AVERAGE FOR ALL CALLS</b>	<b>0:04:37</b>

LIGHTS AND SIREN - AVERAGE TURNOUT TIME (Dispatch to Enroute)	
<b>AVERAGE FOR ALL CALLS</b>	<b>0:01:10</b>

AGENCY	AVERAGE TIME ON SCENE (MM:SS)
Dalton Fire Department	19:01

# Dalton Fire Department

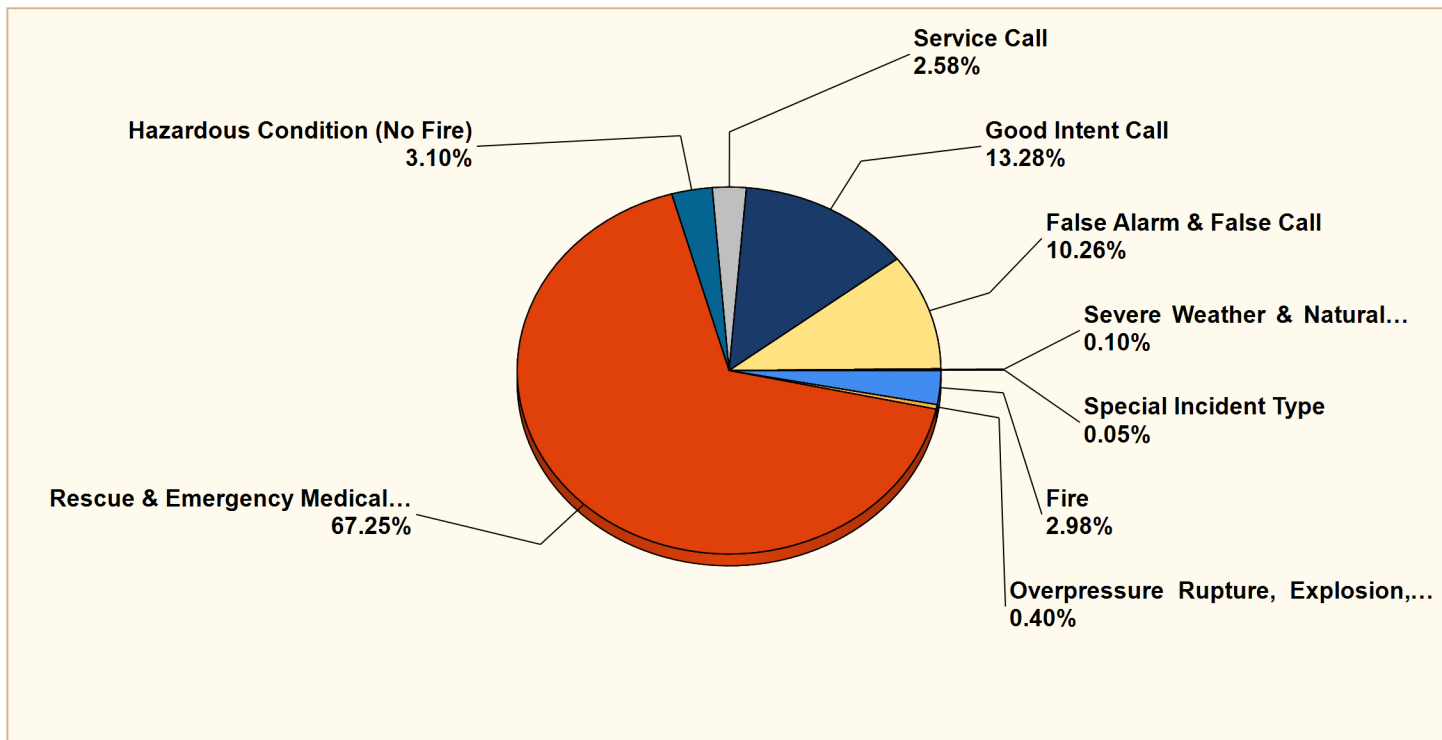
Dalton, GA

This report was generated on 1/12/2022 10:07:06 AM



## Response Activity Breakdown by Category for Date Range

Start Date: 01/01/2021 | End Date: 12/31/2021



MAJOR INCIDENT TYPE	# INCIDENTS	% of TOTAL
Fire	119	2.98%
Overpressure Rupture, Explosion, Overheat(no fire)	16	0.40%
Rescue & Emergency Medical Service Incident	2688	67.25%
Hazardous Condition (No Fire)	124	3.10%
Service Call	103	2.58%
Good Intent Call	531	13.28%
False Alarm & False Call	410	10.26%
Severe Weather & Natural Disaster	4	0.10%
Special Incident Type	2	0.05%
<b>TOTAL</b>	<b>3997</b>	<b>100.00%</b>

# Dalton Fire Department

Dalton, GA

This report was generated on 1/12/2022 9:56:40 AM



## AFG Report - Call Volume Data

Year: 2021

### DEPARTMENT CHARACTERISTICS IV - CALL VOLUME DATA

Call Volume - General	2020	2019	2018
a. Fires	105	118	107
b. How many EMS-BLS Response Calls	1439	1949	1918
c. How many EMS-ALS Response Calls	0	0	0
f. Vehicle Extrications	5	10	17
g. How Many Community Paramedics Calls	0	0	0
h. Other Rescue	11	4	9
i. Hazardous Condition/Materials Call	3	3	5
<b>Call Volume for Emergency Medical Services</b>	<b>2020</b>	<b>2019</b>	<b>2018</b>
a. Total calls Requiring transport, exclusive of scheduled transport\declared above	1	0	0
b. All Other Calls and Incidents not declared above, including fire, good intent, etc.	3099	3670	3630
<b>Call Volume for Fire Department</b>	<b>2020</b>	<b>2019</b>	<b>2018</b>
a. Fires - NFIRS Series 100	105	118	107
b. Overpressure Rupture, Explosion, Overheat (No Fire) - NFIRS Series 200	10	8	4
c. Rescue & Emergency Medical Service Incident - NFIRS Series 300	1974	2540	2464
d. Hazardous Condition (No Fire) - NFIRS Series 400	100	119	112
e. Service Call - NFIRS Series 500	95	75	100
f. Good Intent Call - NFIRS Series 600	444	463	421
g. False Alarm & False Call - NFIRS Series 700	370	344	422
h. Severe Weather & Natural Disaster - NFIRS Series 800	2	2	0
i. Special Incident Type - NFIRS Series 900	0	1	0
<b>Call Volume for Fires:</b>	<b>2020</b>	<b>2019</b>	<b>2018</b>
a. Of the NFIRS Series 100 calls, how many are "Structure Fires" (NFIRS Codes 111-120)	39	47	38
b. Of the NFIRS Series 100 calls, how many are "Vehicle Fires" (NFIRS Codes 130-138)	24	20	20
c. Of the NFIRS Series 100 calls, how many are "Vegetation Fires" (NFIRS Codes 140-143)	15	25	20
d. What is the total acreage of all vegetation fires?	0	0.75	0



DEPARTMENT CHARACTERISTICS IV - CALL VOLUME DATA				
Call Volume for Rescue and Emergency Medical Service Incidents:	2020	2019	2018	
* How many responses per year by category? (Enter whole number only. If you have no calls for any of the categories, Enter 0)				
a. Of the NFIRS Series 300 calls, how many are "Motor Vehicle Accidents" (NFIRS Codes 322-324)	240	228	171	
b. Of the NFIRS Series 300 calls, how many are "Extractions from Vehicles" (NFIRS Code 352)	1	6	12	
c. Of the NFIRS Series 300 calls, how many are "Rescues" (NFIRS Codes 300, 351, 353-381)	9	12	6	
d. How many EMS-BLS Response Calls	1433	1947	1910	
e. How many EMS-ALS Response Calls	0	0	0	
h. How many Community Paramedic Response Calls	0	0	0	
<b>Call Volume for Mutual and Automatic Aid:</b>	<b>2020</b>	<b>2019</b>	<b>2018</b>	
a. How many times did your organization receive Mutual Aid?	0	2	2	
b. How many times did your organization receive Automatic Aid?	32	30	24	
c. How many times did your organization provide Mutual Aid?	4	12	12	
d. How many times did your organization provide Automatic Aid?	254	222	223	
e. Of the Mutual and Automatic Aid responses, how many were structure fires?	2	4	4	

### Detailed Fire Losses per Incident Type for Date Range

Start Date: 01/01/2021 | End Date: 12/31/2021

INCIDENT TYPE	COUNT	% OF INCIDENTS	TOTAL LOSSES (Sum of Property and Content Loss)	% OF TOTAL
111 - Building fire	28	45.90 %	\$939,439.00	85.67 %
112 - Fires in structure other than in a building	3	4.92 %	\$3,600.00	0.33 %
113 - Cooking fire, confined to container	3	4.92 %	\$950.00	0.09 %
116 - Fuel burner/boiler malfunction, fire confined	1	1.64 %	\$1,000.00	0.09 %
131 - Passenger vehicle fire	22	36.07 %	\$148,798.00	13.57 %
132 - Road freight or transport vehicle fire	2	3.28 %	\$1,500.00	0.14 %
142 - Brush or brush-and-grass mixture fire	1	1.64 %	\$500.00	0.05 %
440 - Electrical wiring/equipment problem, other	1	1.64 %	\$800.00	0.07 %

# Dalton Fire Department

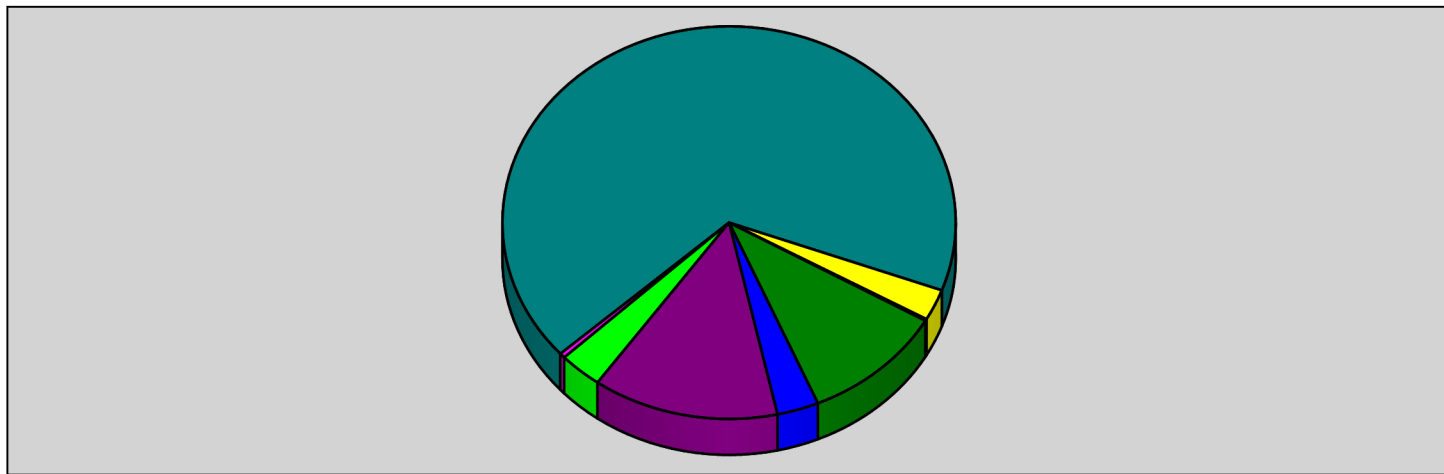
Dalton, GA

This report was generated on 1/12/2022 10:06:30 AM



## Major Incident Types by Month for Date Range

Start Date: 01/01/2021 | End Date: 12/31/2021



<span style="color: green;">■</span> False Alarm & False Call	<span style="color: lightgreen;">■</span> Hazardous Condition (No Fire)	<span style="color: yellow;">■</span> Service Call
<span style="color: blue;">■</span> Fire	<span style="color: pink;">■</span> Overpressure Rupture, Explosion, Overheat(no fire)	<span style="color: grey;">■</span> Special Incident Type
<span style="color: purple;">■</span> Good Intent Call	<span style="color: teal;">■</span> Rescue & Emergency Medical Service Incident	<span style="color: cyan;">■</span> Severe Weather & Natural Disaster

INCIDENT TYPE	JAN	FEB	MAR	APR	MAY	JUN	JUL	AUG
False Alarm & False Call	19	27	31	25	33	45	50	37
Fire	7	8	8	5	16	10	9	8
Good Intent Call	48	24	41	55	32	36	45	57
Hazardous Condition (No Fire)	4	12	10	7	14	13	18	18
Overpressure Rupture, Explosion, Overheat(no fire)	1	1	2	5	1	1	1	
Rescue & Emergency Medical Service Incident	199	184	197	226	217	241	221	275
Service Call	6	7	8	3	8	3	13	16
Severe Weather & Natural Disaster				1			3	
Special Incident Type	1							
<b>Total</b>	<b>285</b>	<b>263</b>	<b>297</b>	<b>327</b>	<b>321</b>	<b>349</b>	<b>360</b>	<b>411</b>

# Dalton Fire Department

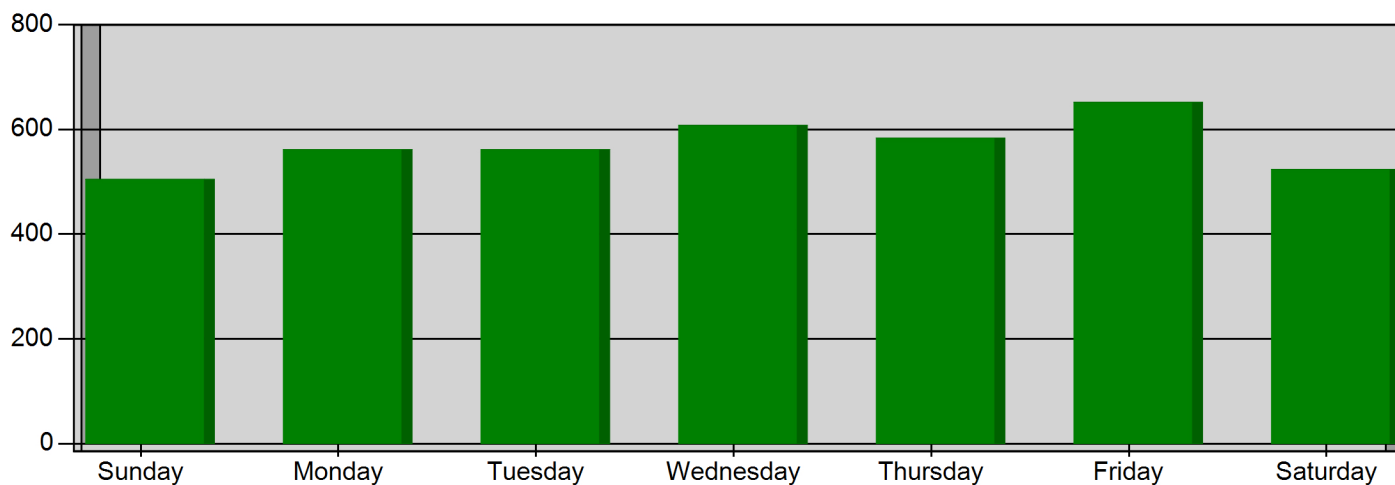
Dalton, GA

This report was generated on 1/12/2022 10:04:23 AM



## Incidents by Day of the Week for Date Range

Start Incident Type: 100 | End Incident Type: 911 | Start Date: 01/01/2021 | End Date: 12/31/2021



DAY OF THE WEEK	# INCIDENTS
Sunday	505
Monday	562
Tuesday	562
Wednesday	608
Thursday	584
Friday	652
Saturday	524

**TOTAL**

**3997**

# Dalton Fire Department

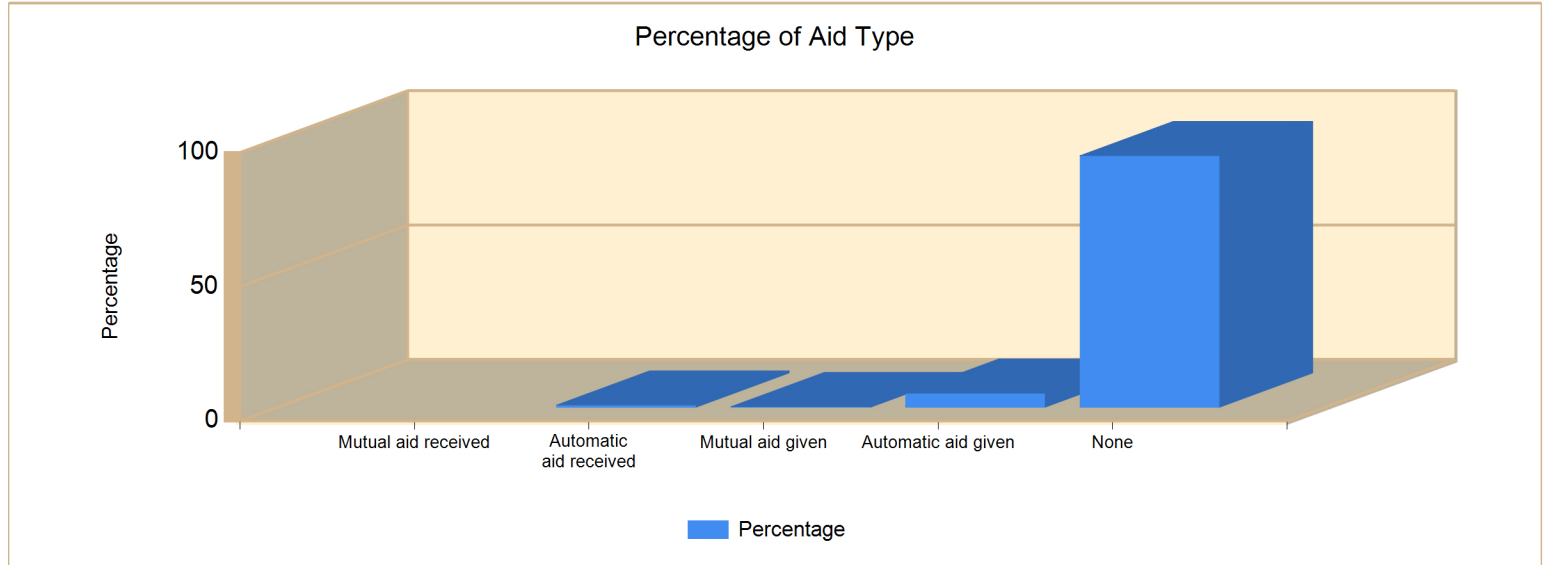
Dalton, GA

This report was generated on 1/12/2022 9:57:33 AM



## Count of Aid Given and Received for Incidents for Date Range

Start Date: 01/01/2021 | End Date: 12/31/2021



AID TYPE	TOTAL	% of TOTAL
Mutual aid received	1	0.0%
Automatic aid received	31	0.8%
Mutual aid given	7	0.2%
Automatic aid given	207	5.2%
None	3751	93.8%

# Dalton Fire Department

Dalton, GA

This report was generated on 1/11/2022 7:45:51 AM



Total Mutual and Automatic Aid Received for EMS (300s)	9
--	---

## Hydrants

Hydrants Tested	224
-----------------	-----

## Fire Marshal Services

Alcohol	24
Annual	473
Annual Apartment	6
Complaint	16
Fire Alarm	16
Fireworks	6
Kitchen Hood Installation	10
New Construction	24
OTC	160
Plan Review	114
Reinspection	7
Site Visit	447
Sprinkler System	6
Unsafe Building	5

# Dalton Fire Department

Dalton, GA

This report was generated on 1/11/2022 7:45:51 AM



## Monthly Incident Hydrant and Fire Marshal Services Report

Start Date: 01/01/2021 | End Date: 12/31/2021

Average Response Time - 1st arriving Unit	
Structure Fires	4:19
Other Fires	4:52
MVAs	4:03
All EMS	4:31
All Incidents	4:07

Incident Count by Type	
<b>Fires (100-199)</b>	<b>Total: 119</b>
Total Structure Fires (111,112)	33
Structure Fires (111,112) w/Hose Deployment	0
Other Fires (100, 113 – 173)	86
Total Water Usage for all Fires	0

<b>EMS (300-399)</b>	<b>Total: 2688</b>
Medical Assist, Assist EMS Crew (311)	2322
EMS call, excluding vehicle accident with injury (321)	2
Motor Vehicle Accidents (322,323,324)	346
Rescue (350 – 372)	17
All other EMS (300, 320, 331, 340-343, 381)	1

<b>Specialized Responses (400-499)</b>	<b>Total: 124</b>
<b>Service Calls (500-599)</b>	<b>Total: 103</b>
Lockouts (511)	1
Public Service (550 - 555)	25

<b>All Other Incidents (200s, 600s – 900s)</b>	<b>Total: 963</b>
<b>Total Calls for Date Range (100 - 999)</b>	<b>Total: 3997</b>

Mutual and Automatic Aid	
Total Mutual and Automatic Aid Given for Fire (100s)	25
Total Mutual and Automatic Aid Received for Fire (100s)	3
Total Mutual and Automatic Aid Given for EMS (300s)	80

## **Training Division**

Training hours accrued during 2021 total 30,955.

Outside school attendance totals 833 students.

### **Summary of classes delivered by the Training Division:**

- 1.) Traffic Incident Management Responder Training Program
- 2.) Civil Air Patrol Aircraft Hazards & Emergencies
- 3.) Building Construction Considerations for Size-up
- 4.) Alzheimer's Association Safe Return course
- 5.) Scott X3 Pro SCBA update
- 6.) NPQ Apparatus Operator - Aerial
- 7.) Structural Fire Control
- 8.) Structural Fire Control Instructor
- 9.) Drager Atmospheric Monitor Field Maintenance course
- 10.) Crash Victim Extrication
- 11.) Rope bailout kit in-service training
- 12.) Calling the Mayday
- 13.) Rope/Confined Space/Hazmat – 1670 scenarios
- 14.) Surface Water Rescue Awareness refresher
- 15.) Surface Water Rescue – 1006/1670 scenarios
- 16.) American Heart Association CPR/AED/Basic Life Support refresher

**Dalton Fire Department**  
**OUTSIDE TRAINING**  
**2021**

<b>Date</b>	<b>Location</b>	<b>Title</b>	<b># Attending</b>
1/14/2021	Dalton, GA	Traffic Incident Management Responder Training Program	87
1/15/2021	GPSTC	Handling Flammable and Combustible Liquids Emergencies	1
1/18/2021	Chatsworth, GA	Axioms of Leadership	4
1/21/2021	Dalton, GA	AHA BLS for the Professional Rescuer	76
1/22/2021	Jackson County, GA	Live Fire Tactics	4
1/28/2021	Dalton Municipal Airport	Civil Air Patrol Aircraft Hazards and Emergencies	76
2/5/2021	GPSTC	NPQ Fire Instructor 2	2
2/5/2021	Calhoun, GA	First Due Firemanship	1
2/9/2021	GPSTC	Fire Department Executive	1
2/18/2021	Dalton, GA	Surface Water Rescue - NFPA 1006/1670 scenarios	77
2/19/2021	GPSTC	Chief Fire Officer Orientation - Days 1-4	1
2/23/2021	Dalton, GA	6-hour Pediatrics & Trauma Course	34
3/3/2021	Dalton, GA	Structural Fire Control Instructor	4
3/8/2021	Catoosa County, GA	NPQ Evaluator Course	1
3/12/2021	Jackson County, GA	Arthur Ashley's "Do Work" Truck Company Course	4
3/15/2021	GPSTC	Structural Collapse Rescue Technician	3
3/17/2021	Hamilton Medical Center	Advanced Cardiac Life Support	2
3/17/2021	Dalton, GA	Building Construction Considerations for Size-up	84
3/24/2021	Whitfield County, GA	GEMA Vehicle Extrication Course	5
3/26/2021	GPSTC	Technical Rescue: Rope Techniques	1
4/1/2021	Dalton, GA	COVID-19 Vaccine Administration	38
4/22/2021	Gordon County, GA	Pressurized Container Fire Control	2
4/22/2021	Gordon County, GA	Pressurized Container Fire Control Instructor	7
4/25/2021	Dalton, GA	NAEMSE Level 1 EMS Instructor	1
4/30/2021	Charlotte, NC	Swiftwater Rescue Technician - Levels 1 & 2	4
4/30/2021	Helen, GA	GA Fire Investigator's Association Spring Conference	2
5/14/2021	Charlotte, NC	Swiftwater Rescue Technician - Levels 1 & 2	4
5/17/2021	Gordon County, GA	NPQ Fire Instructor 1	4
5/21/2021	Dalton, GA	DFD Aerial Apparatus Operator Course	12
5/28/2021	Dalton, GA	Rope/Confined Space/Hazmat - 1670 scenarios	68
6/3/2021	Dalton, GA	Surface Water Rescue Awareness Refresher	64
6/15/2021	Cobb County, GA	Understanding and Fighting Basement Fires	1
6/17/2021	Rome, GA	EMS Educator Update	1
6/24/2021	Dalton, GA	Alzheimer's Association Safe Return Course	65
7/2/2021	Chattanooga, TN	IAFF Fire Ground Survival Train-the-Trainer Course	1
7/22/2021	Dalton, GA	Scott X3 Pro SCBA Update	64
7/23/2021	GPSTC	Technical Rescue: Introduction to Technical Rescue	3
8/3/2021	Indianapolis, IN	Live Fire: Critical Actions for First Due Companies	1
8/5/2021	Savannah, GA	Georgia Fire Investigator's Association annual conference	1
8/9/2021	Gordon County, GA	Acting Officer in Charge for the Fire Service	1
8/11/2021	Marietta, GA	Asbestos Inspector Certification course	2
8/20/2021	GPSTC	Technical Rescue Core Qualifications	3
9/24/2021	GPSTC	Technical Rescue - Rope Techniques	2
9/24/2021	National Fire Academy	Commercial Fire Sprinkler Plans Review	1
9/29/2021	Dalton, GA	Bearers of the Oath "What's Your Plan?" course	6
10/21/2021	Dalton, GA	Structural Fire Control	4
10/29/2021	GPSTC	Chief Fire Officer Orientation - Days 1-4	1
12/10/2021	GPSTC	Rescue Systems 1: Fundamentals of Heavy Rescue	1
12/17/2021	Gordon County, GA	NPQ Fire Instructor 1	1
<b>Total Personnel Attending Classes</b>			<b>833</b>









