



# Annual Report 2020



### **Vision**

To serve our community with integrity and be the standard by which fire service organizations are measured.

### **Mission**

The City of Dalton Fire Department is dedicated to providing our community with the highest standard of service through prevention, public education, training, and emergency response.

### **Organizational Values**

**Integrity** - firm adherence to honesty and our code of ethics

**Accountability** – our obligation and willingness to accept responsibility and account for our actions

**Discipline** – behavior and order maintained by training, self-control, and adherence to our rules of conduct

**Responsibility** – our obligation to serve with reliability, trustworthiness, and professionalism

**Table of Contents**

Fire Chief’s Message.....1

Department Overview.....2

Statistical Data .....3

Fire Prevention Division Report.....10

Training Division Report.....11

Continuing Education.....12

# DALTON FIRE DEPARTMENT

404 School Street  
Dalton, GA 30720



**TODD PANGLE**  
Fire Chief  
Telephone 706-278-7363  
Fax 706-272-7107  
tpangle@daltonga.gov

**PUBLIC SAFETY COMMISSION**  
Terry Mathis  
Bill Weaver  
Dr. Luis Viamonte  
Truman Whitfield  
Anthony Walker



It is my pleasure to present the City of Dalton Fire Department Annual Report for 2020. The information contained in this report is a reflection of the combined efforts of the outstanding men and women who proudly serve our department and our community. We are proud of the service we provide to the citizens and visitors of the City of Dalton and we want to share some of our statistics as well as showcase our accomplishments.

We constantly strive to maintain a high level of service and continue to provide the highest level of safety to our community. We will continue to accomplish this by focusing on the mission and core values of our organization. Our agency will continue to prepare for, not only day-to-day challenges, but the ones on the horizon that we will be faced with in the future.

Todd Pangle  
Fire Chief

## **Department Overview**

The City of Dalton Fire Department is an ISO Class 2 emergency service provider consisting of 97 full-time employees. 87 personnel are assigned to the suppression division as firefighters. Additional personnel are assigned to the training division, fire prevention division, and as administrative staff. The department has 42 Emergency Medical Technicians, 4 Paramedics, 50 Emergency Medical Responders, 28 certified Georgia Smoke Divers, and 12 CPR instructors. Training hours accrued during 2020 totaled 29,908.

The department has Special Operations Teams trained in technical rescue and hazardous materials response. These teams are adept at mitigating incidents such as trench rescue, structural collapse, vehicle and machinery entrapment, surface water rescue, high and low angle rope operations, confined space rescue and hazardous materials releases.

Emergency response capabilities are achieved through the use of seven pumping apparatus, one 100-foot tower ladder, one 75-foot straight ladder, one heavy rescue apparatus, one incident command vehicle, and one mobile air & light unit, all of which are fully equipped to comply with NFPA and ISO requirements. Thermal imaging cameras, which allow for enhanced visibility in hostile environments, are carried in all 5 districts so that all the city's inhabitants may benefit from this technology.

The department has 5 stations located to provide rapid response to any part of the city's 22 square miles. Station 2, located on Abutment Road, also serves as a training facility with a water drafting pit, four story drill tower, and a three story, 1,664 sq. ft. burn building designed for the burning of Class A materials in all areas of the structure. This facility is utilized to train new recruits and maintain proficiency among incumbent personnel. All fire stations are equipped with stand-by generators to provide electrical power in the event of an outage. Stations are also equipped with a communications duplication system to ensure that the vital link between fire dispatchers and units operating in the field remains intact should the 911 center be disabled.

The City of Dalton has a total of 1,252 municipal fire hydrants. These hydrants are inspected a minimum of twice annually by suppression personnel. The department works closely with Dalton Utilities in an effort to ensure that hydrants will function properly if needed. In addition, there are over 500 private hydrants located in various parts of our jurisdiction serving a variety of private properties.

The fire prevention division works closely with the building inspector's office and Dalton Utilities in an effort to reduce the loss of life and property by requiring that all construction meets current fire codes.

# Dalton Fire Department

Dalton, GA

This report was generated on 4/15/2021 2:37:05 PM



## Incident Statistics

Zone(s): All Zones | Start Date: 01/01/2020 | End Date: 12/31/2020

INCIDENT COUNT			
INCIDENT TYPE		# INCIDENTS	
EMS		2113	
FIRE		1245	
<b>TOTAL</b>		<b>3358</b>	
TOTAL TRANSPORTS (N2 and N3)			
APPARATUS	# of APPARATUS TRANSPORTS	# of PATIENT TRANSPORTS	TOTAL # of PATIENT CONTACTS
<b>TOTAL</b>			
PRE-INCIDENT VALUE		LOSSES	
<b>\$41,355,115.00</b>		<b>\$1,363,261.00</b>	
CO CHECKS			
424 - Carbon monoxide incident		5	
736 - CO detector activation due to malfunction		5	
746 - Carbon monoxide detector activation, no CO		3	
<b>TOTAL</b>		<b>13</b>	
MUTUAL AID			
Aid Type		Total	
Aid Given		258	
Aid Received		32	
OVERLAPPING CALLS			
# OVERLAPPING		% OVERLAPPING	
537		15.99	
LIGHTS AND SIREN - AVERAGE RESPONSE TIME			
Station	EMS	FIRE	
<b>AVERAGE FOR ALL CALLS</b>		3 minutes 26 seconds	
LIGHTS AND SIREN - AVERAGE TURNOUT TIME (Dispatch to Enroute)			
Station	EMS	FIRE	
<b>AVERAGE FOR ALL CALLS</b>		1 minute 58 seconds	
AGENCY		AVERAGE TIME ON SCENE (MM:SS)	
Dalton Fire Department		14:50	

# Dalton Fire Department

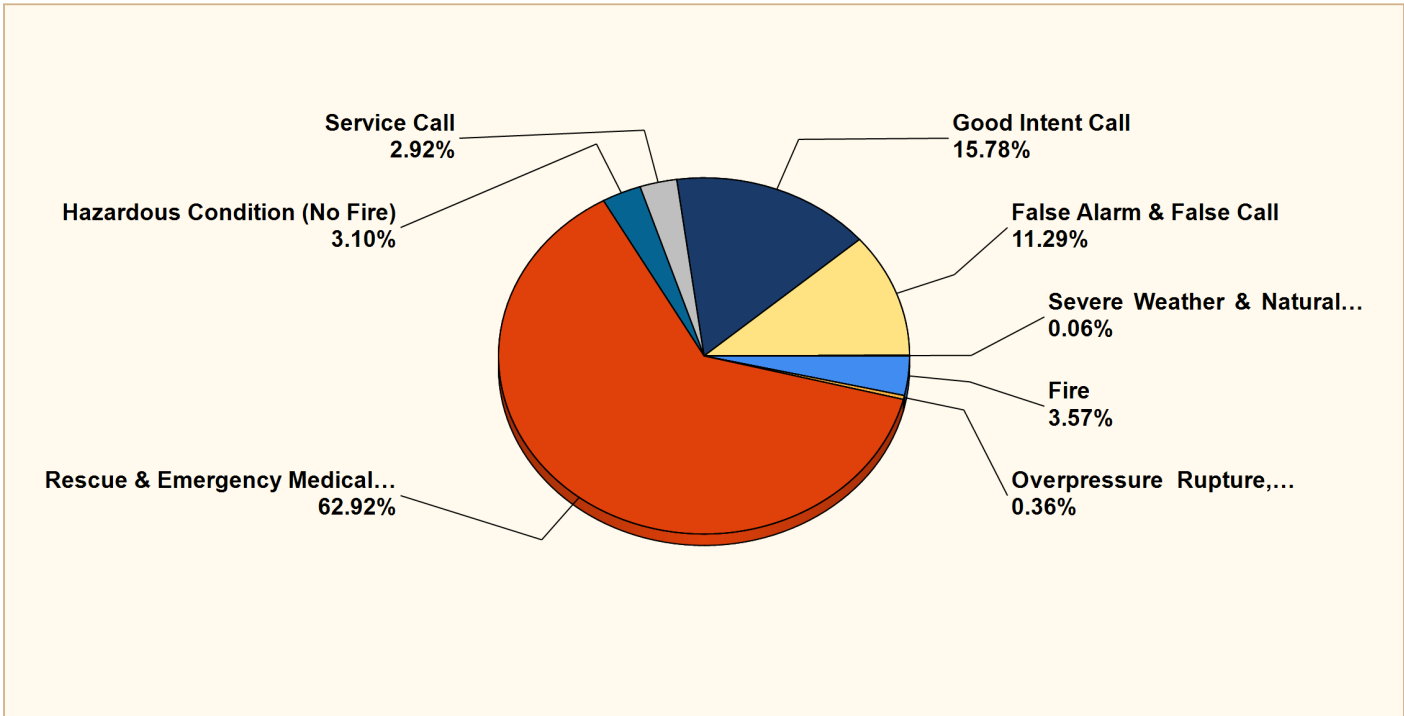
Dalton, GA

This report was generated on 4/28/2021 12:49:18 PM



## Response Activity Breakdown by Category for Date Range

Start Date: 01/01/2020 | End Date: 12/31/2020



MAJOR INCIDENT TYPE	# INCIDENTS	% of TOTAL
Fire	120	3.57%
Overpressure Rupture, Explosion, Overheat(no fire)	12	0.36%
Rescue & Emergency Medical Service Incident	2113	62.92%
Hazardous Condition (No Fire)	104	3.10%
Service Call	98	2.92%
Good Intent Call	530	15.78%
False Alarm & False Call	379	11.29%
Severe Weather & Natural Disaster	2	0.06%
<b>TOTAL</b>	<b>3358</b>	<b>100.00%</b>



# Dalton Fire Department

Dalton, GA

This report was generated on 4/15/2021 3:07:08 PM



## AFG Report - Call Volume Data

Year: 2021

### DEPARTMENT CHARACTERISTICS IV - CALL VOLUME DATA

Call Volume - General	2020	2019	2018
a. Fires	105	118	107
b. How many EMS-BLS Response Calls	1439	1949	1918
c. How many EMS-ALS Response Calls	0	0	0
f. Vehicle Extrications	5	10	17
g. How Many Community Paramedics Calls	0	0	0
h. Other Rescue	11	4	9
i. Hazardous Condition/Materials Call	3	3	5
<b>Call Volume for Emergency Medical Services</b>	<b>2020</b>	<b>2019</b>	<b>2018</b>
a. Total calls Requiring transport, exclusive of scheduled transport\declared above	1	0	0
b. All Other Calls and Incidents not declared above, including fire, good intent, etc.	3099	3670	3630
<b>Call Volume for Fire Department</b>	<b>2020</b>	<b>2019</b>	<b>2018</b>
a. Fires - NFIRS Series 100	105	118	107
b. Overpressure Rupture, Explosion, Overheat (No Fire) - NFIRS Series 200	10	8	4
c. Rescue & Emergency Medical Service Incident - NFIRS Series 300	1974	2540	2464
d. Hazardous Condition (No Fire) - NFIRS Series 400	100	119	112
e. Service Call - NFIRS Series 500	95	75	100
f. Good Intent Call - NFIRS Series 600	444	463	421
g. False Alarm & False Call - NFIRS Series 700	370	344	422
h. Severe Weather & Natural Disaster - NFIRS Series 800	2	2	0
i. Special Incident Type - NFIRS Series 900	0	1	0
<b>Call Volume for Fires:</b>	<b>2020</b>	<b>2019</b>	<b>2018</b>
a. Of the NFIRS Series 100 calls, how many are "Structure Fires" (NFIRS Codes 111-120)	39	47	38
b. Of the NFIRS Series 100 calls, how many are "Vehicle Fires" (NFIRS Codes 130-138)	24	20	20
c. Of the NFIRS Series 100 calls, how many are "Vegetation Fires" (NFIRS Codes 140-143)	15	25	20
d. What is the total acreage of all vegetation fires?	0	0.75	0

This report is in BETA. Please complete manual validation for critical data to the grant. Year parameter should be selected for year applying for grant. Report will display data for 3 years prior. Data provided for "HOW MANY COMMUNITY PARAMEDIC CALLS" is determined by a custom question: "WAS THIS A COMMUNITY PARAMEDIC CALL" with an answer of "Yes". Must be an incident type between 300-399 to be counted as a paramedic call. Only reviewed incidents will populate this report.



DEPARTMENT CHARACTERISTICS IV - CALL VOLUME DATA				
Call Volume for Rescue and Emergency Medical Service Incidents:	2020	2019	2018	
* How many responses per year by category? (Enter whole number only. If you have no calls for any of the categories, Enter 0)				
a. Of the NFIRS Series 300 calls, how many are "Motor Vehicle Accidents" (NFIRS Codes 322-324)	240	228	171	
b. Of the NFIRS Series 300 calls, how many are "Extractions from Vehicles" (NFIRS Code 352)	1	6	12	
c. Of the NFIRS Series 300 calls, how many are "Rescues" (NFIRS Codes 300, 351, 353-381)	9	12	6	
d. How many EMS-BLS Response Calls	1433	1947	1910	
e. How many EMS-ALS Response Calls	0	0	0	
h. How many Community Paramedic Response Calls	0	0	0	
<b>Call Volume for Mutual and Automatic Aid:</b>	<b>2020</b>	<b>2019</b>	<b>2018</b>	
a. How many times did your organization receive Mutual Aid?	0	2	2	
b. How many times did your organization receive Automatic Aid?	32	30	24	
c. How many times did your organization provide Mutual Aid?	4	12	12	
d. How many times did your organization provide Automatic Aid?	254	222	223	
e. Of the Mutual and Automatic Aid responses, how many were structure fires?	2	4	4	



**Dalton Fire Department**  
 Dalton, GA  
 This report was generated on 4/15/2021 2:51:58 PM

**Detailed Fire Losses per Incident Type for Date Range**  
 Start Date: 01/01/2020 | End Date: 12/31/2020

INCIDENT TYPE	COUNT	% OF INCIDENTS	TOTAL LOSSES (Sum of Property and Content Loss)	% OF TOTAL
111 - Building fire	29	50.00 %	\$1,116,871.00	81.93 %
113 - Cooking fire, confined to container	2	3.45 %	\$2,650.00	0.19 %
131 - Passenger vehicle fire	16	27.59 %	\$150,890.00	11.07 %
132 - Road freight or transport vehicle fire	1	1.72 %	\$75,000.00	5.50 %
137 - Camper or recreational vehicle (RV) fire	2	3.45 %	\$6,000.00	0.44 %
138 - Off-road vehicle or heavy equipment fire	1	1.72 %	\$2,500.00	0.18 %
142 - Brush or brush-and-grass mixture fire	1	1.72 %	\$500.00	0.04 %
154 - Dumpster or other outside trash receptacle fire	2	3.45 %	\$600.00	0.04 %
162 - Outside equipment fire	1	1.72 %	\$3,000.00	0.22 %
251 - Excessive heat, scorch burns with no ignition	1	1.72 %	\$500.00	0.04 %
441 - Heat from short circuit (wiring), defective/worn	1	1.72 %	\$250.00	0.02 %
444 - Power line down	1	1.72 %	\$4,500.00	0.33 %

# Dalton Fire Department

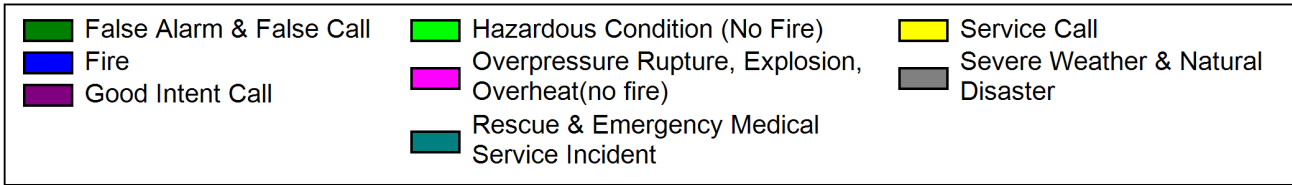
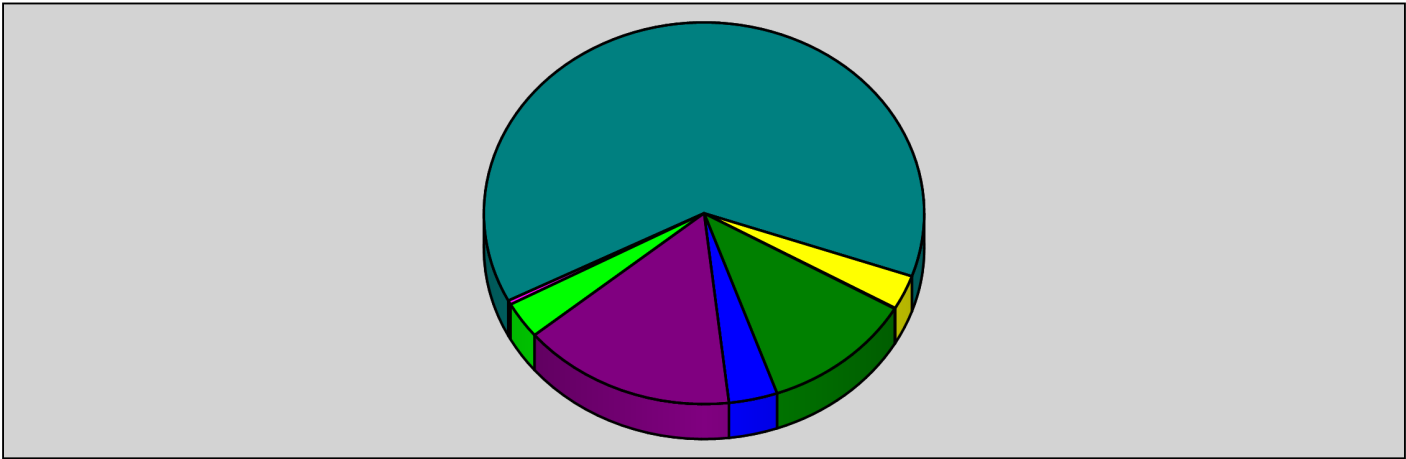
Dalton, GA

This report was generated on 4/15/2021 2:50:42 PM



## Major Incident Types by Month for Date Range

Start Date: 01/01/2020 | End Date: 12/31/2020



INCIDENT TYPE	JAN	FEB	MAR	APR	MAY	JUN	JUL	AUG
False Alarm & False Call	38	24	24	28	23	33	30	43
Fire	10	10	13	7	8	10	6	5
Good Intent Call	44	47	43	36	32	44	55	38
Hazardous Condition (No Fire)	4	6	5	9	7	17	11	8
Overpressure Rupture, Explosion, Overheat(no fire)	3	1	1		2		2	1
Rescue & Emergency Medical Service Incident	207	204	217	85	75	184	170	205
Service Call	8	6	4	15	7	7	7	6
Severe Weather & Natural Disaster		1		1				
<b>Total</b>	<b>314</b>	<b>299</b>	<b>307</b>	<b>181</b>	<b>154</b>	<b>295</b>	<b>281</b>	<b>306</b>

# Dalton Fire Department

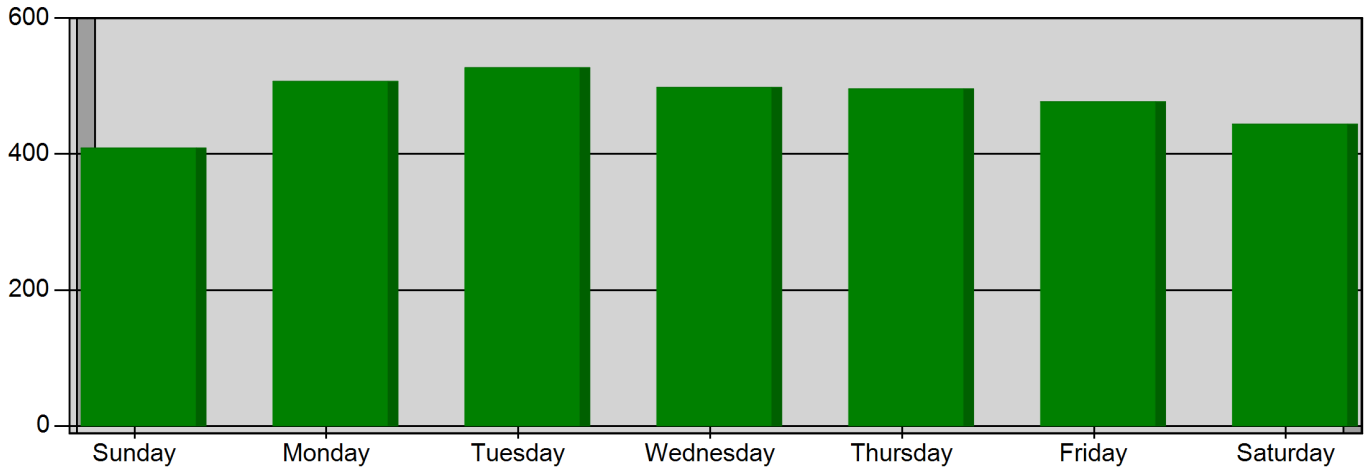
Dalton, GA

This report was generated on 4/15/2021 2:38:47 PM



## Incidents by Day of the Week for Date Range

Start Incident Type: 100 | End Incident Type: 911 | Start Date: 1/1/2020 | End Date: 12/31/2020



DAY OF THE WEEK	# INCIDENTS
Sunday	409
Monday	507
Tuesday	527
Wednesday	498
Thursday	496
Friday	477
Saturday	444

**TOTAL**

**3358**

# Dalton Fire Department

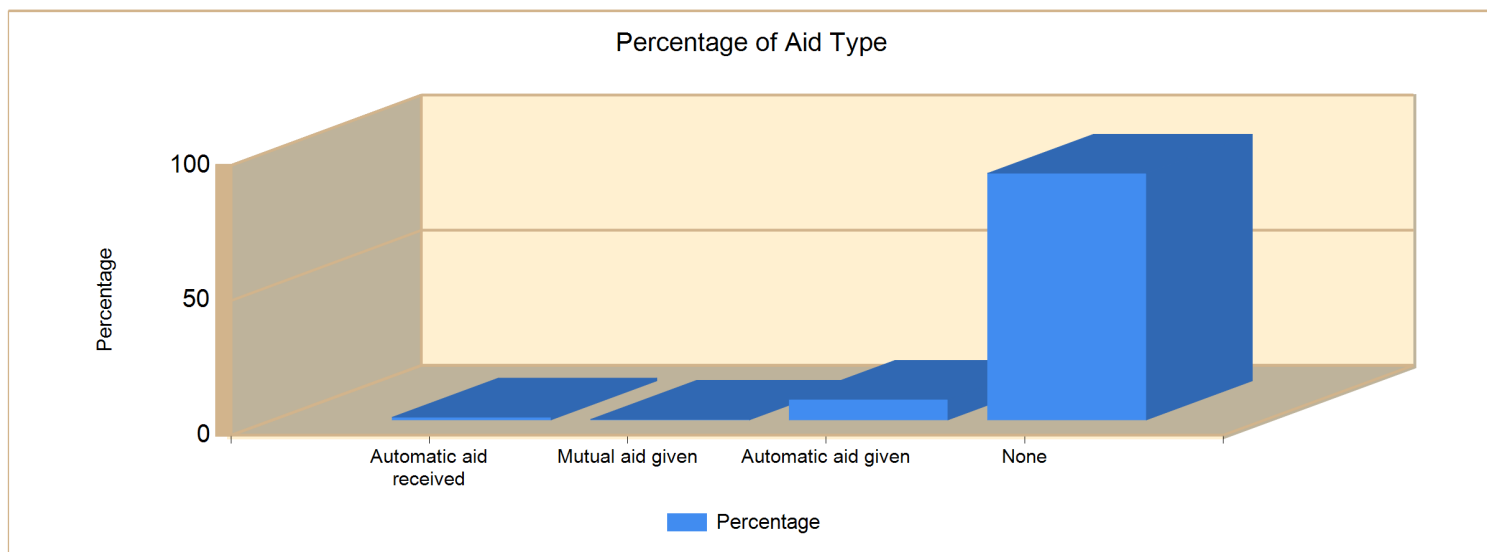
Dalton, GA

This report was generated on 4/15/2021 2:51:22 PM



## Count of Aid Given and Received for Incidents for Date Range

Start Date: 01/01/2020 | End Date: 12/31/2020



AID TYPE	TOTAL	% of TOTAL
Automatic aid received	32	1.0%
Mutual aid given	4	0.1%
Automatic aid given	254	7.6%
None	3068	91.4%

# Prevention Division Year End Report 2020

## Inspections

Annual Inspections	Total:	519
Apartment Inspections	Total:	4
Site Inspections	Total:	446
Fire Alarm Inspection	Total:	7
Sprinkler System Inspection	Total:	6
New Kitchen Hood Inspections	Total:	13
Knox Box Installation	Total:	20
Occupational Tax Certificate Inspections	Total:	148
Alcohol Inspections	Total:	13
50 Percent Inspections	Total:	1
80 Percent Inspections	Total:	5
100 Percent Inspections	Total:	4
Pre-Incident Surveys	Total:	243
Plan Reviews	Total:	68
Addressing	Total:	48
<b>Total Inspections</b>		<b>1545</b>

## Public Relations

### Fire Safety Education

Events	Total:	55
Staff Members Participated	Total:	175
Staff Hours	Total:	253
Number of Adults Reached	Total:	2214
Number of Children Reached	Total:	5405
<b>Total Residents Reached</b>		<b>7619</b>

### Smoke Detector Installation

Events	Total:	7
Staff Members Participated	Total:	18
Staff Hours	Total:	11
Total Smoke Detectors Installed	Total:	14
Total Number of Adults Reached	Total:	8
Total Number of Children Reached	Total:	3
<b>Total Residents Reached</b>		<b>11</b>

## **Training Division**

Training hours accrued during 2020 total 29,908.

Outside school attendance totals 587 students.

### **Summary of classes delivered by the Training Division:**

- 1.) Downed Firefighter Removal and Resuscitation
- 2.) Rope Rescue Technician – 2020 Update
- 3.) Cold Water & Ice Rescue Awareness
- 4.) Stop the Bleed
- 5.) Trench Rescue Awareness
- 6.) NPQ Apparatus Operator - Pumper
- 7.) Active Threat Response – Tactical Movement
- 8.) Radio Communications
- 9.) Leadership in Supervision 1: Creating Environments for Professional Growth
- 10.) Leadership in Supervision 2: Perspectives in Thinking
- 11.) Leadership in Supervision 3: Frameworks for Success
- 12.) Calling the Mayday
- 13.) Rope Rescue Awareness
- 14.) Surface Water Rescue Awareness
- 15.) Confined Space Rescue Awareness
- 16.) Fire Department Management
- 17.) American Heart Association CPR/AED/Basic Life Support refresher
- 18.) Naloxone Intranasal Medication Administration

## Continuing Education 2020

Date	Location	Title	# Attending
1/9/20	Dalton, GA	AHA BLS for Healthcare Providers	92
1/9/20	Dalton, GA	Downed Firefighter Removal and Resuscitation	92
1/16/20	Dalton, GA	Fire & Life Safety Educator - 2020 Update	90
1/17/20	Rutledge, GA	Axioms Revisited	1
1/19/20	Rutledge, GA	Axioms of Leadership	3
1/23/20	Dalton, GA	Rope Rescue Technician - 2020 Update	26
1/30/20	Dalton, GA	Cold Water/Ice Rescue Awareness - NFPA 1670	73
1/31/20	GPSTC	NPQ Fire Instructor 2	1
1/31/20	GPSTC	Introduction to Technical Rescue	1
2/6/20	Dalton, GA	Stop the Bleed	80
2/13/20	Dalton, GA	Trench Rescue Awareness - NFPA 1670	76
2/14/20	GPSTC	Technical Rescue Core Qualifications	1
2/24/20	Whitfield County, GA	EOC/ICS Interface	3
3/10/20	Calera, AL	The Nozzle Forward	1
3/12/20	Hamilton EMS	Basic Disaster Life Support	1
3/13/20	Dalton, GA	NPQ Pumping Apparatus Operator course	13
3/13/20	GPSTC	NPQ Fire Instructor 2	1
5/19/20	GPSTC	Incident Safety Officer	1
5/25/20	GPSTC	Acting Officer in Charge for the Fire Service	1
5/27/20	Walker County, GA	Health & Safety Program Manager	1
5/29/20	Dalton, GA	Incident Safety Officer	4
6/4/20	Dalton, GA	Surface Water Rescue Awareness - NFPA 1670	72
6/5/20	GPSTC	Fire Department Management	1
6/30/20	Dalton, GA	Active Threat Response - Tactical Movement	72
7/9/20	Dalton, GA	Radio Communications	67
7/14/20	Gordon County, GA	Preparation for Initial Company Operations	5
7/16/20	Gordon County, GA	Strategy & Tactics for Initial Company Operations	2
7/17/20	Dalton, GA	Fire Department Management	9
7/20/20	Gordon County, GA	Decision Making for Initial Company Operations	2
7/31/20	GPSTC	Executive Skills Series: Leadership to facilitate adaptive change	1
8/10/20	GPSTC	NPQ Structural Collapse Rescue Technician	1
8/25/20	Dalton, GA	Leadership in Supervision 1: Creating professional growth	5
8/27/20	Dalton, GA	Leadership in Supervision 2: Perspectives in thinking	5
8/31/20	Dalton, GA	Leadership in Supervision 3: Frameworks for success	5
9/4/20	Charlotte, NC	Swiftwater Rescue Technician - Level 1 & 2	4
9/14/20	Dalton, GA	Scott Fire & Safety Specialist Level 1	3
9/19/20	Trenton, GA	Pressurized Container Fire Control	1
9/25/20	Monroe, NC	Scott SCBA Certified Technician Level 2	2
9/24/20	Dalton, GA	Rope Rescue Awareness - NFPA 1670	45
9/28/20	Dalton, GA	Rope Rescue Technician - NFPA 1006 & 1670 scenarios	24
9/29/20	GPSTC	Executive Skills Series: Leadership through difficult conversations	1
9/30/20	Dalton, GA	Naloxone Intranasal Medication Administration	82
10/1/20	Gordon County, GA	Practical Fireground Hydraulics	1
10/9/20	GPSTC	Rescue Systems 1: Fundamentals of Heavy Rescue	2
10/13/20	Dalton, GA	Structural Fire Control	4
10/15/20	GPSTC	Structural Fire Control Instructor	1
10/16/20	GPSTC	Chief Fire Officer Orientation - Days 1-4	4
10/22/20	Dalton, GA	Confined Space Rescue Awareness - NFPA 1670	45
10/22/20	Dalton, GA	Confined Space Rescue Technician - NFPA 1006/1670 scenarios	23
10/22/20	Cherokee County, GA	Quality Improvement Through Accreditation	1
10/23/20	Gordon County, GA	Shaping the Future	1



**Continuing Education  
2020**

<b>Date</b>	<b>Location</b>	<b>Title</b>	<b># Attending</b>
10/23/20	GPSTC	Wildland Fire Investigation	1
11/5/20	Dalton, GA	Hazardous Materials Awareness for EMS	84
11/13/20	GPSTC	NPQ Fire Instructor 1	1
12/1/20	Walker County, GA	New Fire Chief 1: Challenging Issues	2
12/3/20	Walker County, GA	New Fire Chief 2: Administrative Issues	2
12/4/20	Walker County, GA	New Fire Chief 3: Contemporary Issues	1
<b>Total Personnel Attending Classes</b>			<b>587</b>







