



Annual Report 2023

Table of Contents

DFD Vision, Mission, & Organizational Values.....1

Department Overview.....2

Statistical Data3

Fire Prevention Division Report.....26

Training Division Report.....29

Continuing Education.....30



Vision

To serve our community with integrity and be the standard by which fire service organizations are measured.

Mission

The City of Dalton Fire Department is dedicated to providing our community with the highest standard of service through prevention, public education, training, and emergency response.

Organizational Values

Integrity - firm adherence to honesty and our code of ethics

Accountability – our obligation and willingness to accept responsibility and account for our actions

Discipline – behavior and order maintained by training, self-control, and adherence to our rules of conduct

Responsibility – our obligation to serve with reliability, trustworthiness, and professionalism

Department Overview

The City of Dalton Fire Department is an ISO Class 2 emergency service provider consisting of 97 full-time employees. 87 personnel are assigned to the suppression division as firefighters. Additional personnel are assigned to the training division, fire prevention division, and as administrative staff. The department has 32 Emergency Medical Technicians, 3 Paramedics, 61 Emergency Medical Responders, 28 certified Georgia Smoke Divers, and 12 CPR instructors. Training hours accrued during 2023 totaled 38,380.

The department has a 26-member Special Operations Team trained in technical rescue and hazardous materials response. These personnel are adept at mitigating incidents such as trench rescue, structural collapse, vehicle and machinery entrapment, surface water rescue, high and low angle rope operations, confined space rescue and hazardous materials releases.

Emergency response capabilities are achieved through the use of seven pumping apparatus, one 100-foot tower ladder, one 75-foot straight ladder, one heavy rescue apparatus, one incident command vehicle, and one mobile air & light unit, all of which are fully equipped to comply with NFPA and ISO requirements. Thermal imaging cameras, which allow for enhanced visibility in hostile environments, are carried in all 5 districts so that all the city's inhabitants may benefit from this technology.

The department has 5 stations located to provide rapid response to any part of the city's 22 square miles. Station 2, located on Abutment Road, also serves as a training facility with a water drafting pit, four story drill tower, and a three story, 1,664 sq. ft. burn building designed for the burning of Class A materials in all areas of the structure. This facility is utilized to train new recruits and maintain proficiency among incumbent personnel. All fire stations are equipped with stand-by generators to provide electrical power in the event of an outage. Stations are also equipped with a communications duplication system to ensure that the vital link between fire dispatchers and units operating in the field remains intact should the 911 center be disabled.

The City of Dalton has a total of 1,252 municipal fire hydrants. These hydrants are inspected a minimum of twice annually by suppression personnel. The department works closely with Dalton Utilities in an effort to ensure that hydrants will function properly if needed. In addition, there are over 500 private hydrants located in various parts of our jurisdiction serving a variety of private properties.

The fire prevention division works closely with the building inspector's office and Dalton Utilities in an effort to reduce the loss of life and property by requiring that all construction meets current fire codes.



Dalton Fire Department

404 School Street, Dalton, GA 30720

Phone: 706-278-7363

Detailed Selected Statistics and Management Activity

By Incident Type

Report Period: 01/01/23 - 12/31/23

CODE	DESCRIPTOR	FREQUENCY	FREQ. PERCENT	EXPS	AVG # SUPPR. PERS.	AVG # EMS PERS.	AVG # OTHER PERS.	AVG # SUPPR. APPR.	AVG # EMS APPR.	AVG # OTHER APPR.	AVERAGE # MAN HOURS	TOTAL MAN HOURS	AVERAGE RESPONSE TIME (min)
111	Building fire	26	0.72%	1	14.65	0	1.08	4.65	0.00	0.96	19.99	337.099984	3.88
112	Fires in structure other than in a building	1	0.03%	0	15	0	1	5	0.00	1	2.93	1.883333	3.83
113	Cooking fire, confined to container	7	0.19%	0	16	0	1.14	5	0.00	1	8.73	40.099994	4.39
118	Trash or rubbish fire, contained	8	0.22%	0	7.38	0	0.5	2.25	0.00	0.5	3.00	20.999996	5.08
130	Mobile property (vehicle) fire, other	1	0.03%	0	6	0	1	2	0.00	1	3.97	1.533333	1.98
131	Passenger vehicle fire	13	0.36%	0	5.15	0	0.23	1.69	0.00	0.23	2.87	29.616666	4.57
132	Road freight or transport vehicle fire	1	0.03%	0	6	0	0	2	0.00	0	4.00	3.750000	5.77
140	Natural vegetation fire, other	7	0.19%	0	3	0	0.14	1	0.00	0.14	0.75	5.133333	3.47
141	Forest, woods or wildland fire	1	0.03%	0	3	0	0	1	0.00	0	2.15	2.150000	2.93
142	Brush or brush-and-grass mixture fire	15	0.41%	0	5.33	0	0.27	1.67	0.00	0.27	1.98	25.549997	3.87
143	Grass fire	6	0.17%	0	7.67	0	0.33	2.33	0.00	0.33	2.91	15.983330	4.27
150	Outside rubbish fire, other	1	0.03%	0	3	0	0	1	0.00	0	0.80	.800000	5.87
151	Outside rubbish, trash or waste fire	23	0.64%	0	8.91	0	0.65	2.74	0.00	0.57	3.81	58.049990	4.61

CODE	DESCRIPTOR	FREQUENCY	FREQ. PERCENT	EXPS	AVG # SUPPR. PERS.	AVG # EMS PERS	AVG # OTHER PERS	AVG # SUPPR. APPR.	AVG # EMS APPR.	AVG # OTHER APPR.	AVERAGE # MAN HOURS	TOTAL MAN HOURS	AVERAGE RESPONSE TIME (min)
154	Dumpster or other outside trash receptacle fire	5	0.14%	0	8.2	0	0.4	2.6	0.00	0.4	3.18	8.883332	3.35
160	Special outside fire, other	1	0.03%	0	13	0	1	4	0.00	1	29.87	15.466666	3.45
161	Outside storage fire	1	0.03%	0	15	0	1	5	0.00	1	7.47	5.166666	4.32
162	Outside equipment fire	1	0.03%	0	3	0	1	1	0.00	1	2.13	1.983333	6.43
220	Overpressure rupture from air or gas, other	1	0.03%	0	10	0	2	3	0.00	2	3.80	2.949999	5.17
223	Air or gas rupture of pressure or process vessel	1	0.03%	0	12	0	4	4	0.00	2	3.47	3.216666	1.15
251	Excessive heat, scorch burns with no ignition	6	0.17%	0	9.5	0	3.33	2.83	0.00	1.5	6.38	23.833328	3.80
311	Medical assist, assist EMS crew	2,120	58.58%	0	0	3.23	0.02	0	1.02	0.01	0.97	2047.149858	4.63
320	Emergency medical service incident, other	2	0.06%	0	0	3	0	0	1.00	0	0.52	1.050000	1.72
322	Motor vehicle accident with injuries	176	4.86%	0	0.19	6.01	0.23	0.06	1.93	0.2	3.25	460.633296	3.93
323	Motor vehicle/pedestrian accident (MV Ped)	6	0.17%	0	0	3.83	0.33	0	1.17	0.33	1.10	6.266665	4.76
324	Motor vehicle accident with no injuries.	101	2.79%	0	0.84	5.06	0.25	0.25	1.63	0.21	2.87	336.516647	3.80
331	Lock-in (if lock out , use 511)	1	0.03%	0	3	0	0	1	0.00	0	0.15	.150000	0.00
352	Extrication of victim(s) from vehicle	3	0.08%	0	0	5.33	1	0	1.67	1	3.98	9.683332	2.58
353	Removal of victim(s) from stalled elevator	5	0.14%	0	5.6	0	0.4	1.8	0.00	0.4	1.78	8.599999	4.52
381	Rescue or EMS standby	1	0.03%	0	0	3	0	0	1.00	0	1.10	1.100000	0.00
400	Hazardous condition, other	1	0.03%	0	3	0	0	1	0.00	0	2.55	2.550000	5.23
411	Gasoline or other flammable liquid spill	6	0.17%	0	4.67	0	0	1.5	0.00	0	1.87	12.650000	3.62
412	Gas leak (natural gas or LPG)	23	0.64%	0	9.83	0	0.78	3.09	0.00	0.74	6.69	122.016655	3.90

CODE	DESCRIPTOR	FREQUENCY	FREQ. PERCENT	EXPS	AVG # SUPPR. PERS	AVG # EMS PERS	AVG # OTHER PERS	AVG # SUPPR. APPR.	AVG # EMS APPR.	AVG # OTHER APPR.	AVERAGE # MAN HOURS	TOTAL MAN HOURS	AVERAGE RESPONSE TIME (min)
413	Oil or other combustible liquid spill	3	0.08%	0	5.33	0	1.33	1.67	0.00	1	9.26	23.883333	3.67
421	Chemical hazard (no spill or leak)	1	0.03%	0	12	0	1	4	0.00	1	27.08	22.083333	6.60
422	Chemical spill or leak	2	0.06%	0	14.5	0	1	5	0.00	1	22.73	42.283332	5.60
423	Refrigeration leak	1	0.03%	0	5	0	1	2	0.00	1	3.80	3.600000	5.18
424	Carbon monoxide incident	8	0.22%	0	7.63	0.38	0.5	2.38	0.13	0.5	5.40	34.099998	4.82
440	Electrical wiring/equipment problem, other	6	0.17%	0	14.67	0	1	4.33	0.00	1	5.74	25.516662	3.41
441	Heat from short circuit (wiring), defective/worn	2	0.06%	0	8.5	0	0.5	2.5	0.00	0.5	2.70	3.866666	2.67
442	Overheated motor	2	0.06%	0	15.5	0	1	5	0.00	1	10.86	14.666665	2.68
443	Breakdown of light ballast	3	0.08%	0	15.67	0	1	5	0.00	1	6.85	18.699998	4.76
444	Power line down	38	1.05%	0	3.26	0	0.08	1.05	0.00	0.08	1.81	65.416665	4.86
445	Arcing, shorted electrical equipment	22	0.61%	0	9.32	0	0.64	3.05	0.00	0.59	4.42	66.249994	4.16
460	Accident, potential accident, other	1	0.03%	0	3	0	0	1	0.00	0	1.90	1.900000	5.65
461	Building or structure weakened or collapsed	1	0.03%	0	6	0	1	2	0.00	1	1.63	1.583333	3.93
500	Service Call, other	32	0.88%	0	3	0.09	0.03	1	0.03	0.03	1.52	30.883330	3.19
510	Person in distress, other	2	0.06%	0	5	1.5	0.5	1.5	0.50	0.5	3.15	5.200000	5.16
520	Water problem, other	1	0.03%	0	3	0	0	1	0.00	0	1.85	1.850000	8.10
522	Water or steam leak	10	0.28%	0	4.2	0	0.3	1.3	0.00	0.2	3.14	27.383333	4.81
531	Smoke or odor removal	4	0.11%	0	11.5	0	0.75	3.75	0.00	0.75	5.72	10.983331	4.60

CODE	DESCRIPTOR	FREQUENCY	FREQ. PERCENT	EXPS	AVG # SUPPR. PERS.	AVG # EMS PERS.	AVG # OTHER PERS.	AVG # SUPPR. APPR.	AVG # EMS APPR.	AVG # OTHER APPR.	AVERAGE # MAN HOURS	TOTAL MAN HOURS	AVERAGE RESPONSE TIME (min)
550	Public service assistance, other	1	0.03%	0	3	0	0	1	0.00	0	0.40	.400000	0.38
551	Assist police or other governmental agency	10	0.28%	0	2.8	1.6	0.3	0.9	0.50	0.3	3.27	27.049999	4.29
552	Police matter	1	0.03%	0	3	0	0	1	0.00	0	3.60	3.600000	0.00
553	Public service	18	0.50%	0	3.06	0.33	0.22	1.06	0.11	0.22	1.19	19.566664	3.21
554	Assist invalid	1	0.03%	0	0	3	0	0	1.00	0	1.40	1.400000	5.82
561	Unauthorized burning	13	0.36%	0	4.62	0	0.38	1.46	0.00	0.31	1.37	14.683330	3.88
600	Good intent call, other	6	0.17%	0	8	0.5	0.5	2.5	0.17	0.5	1.35	4.949996	3.91
611	Dispatched & canceled en route	314	8.68%	0	2.58	2.61	0.26	0.81	0.82	0.24	0.34	85.716598	0.01
622	No incident found on arrival at dispatch address	97	2.68%	0	2.47	2.59	0.24	0.79	0.81	0.23	1.00	95.016648	4.80
631	Authorized controlled burning	1	0.03%	0	3	0	0	1	0.00	0	0.80	.800000	2.93
650	Steam, other gas mistaken for smoke, other	2	0.06%	0	9	0	0.5	3	0.00	0.5	1.58	2.383333	4.17
651	Smoke scare, odor of smoke	28	0.77%	0	7.5	0	0.43	2.43	0.00	0.43	3.16	79.883327	4.82
652	Steam, vapor, fog or dust thought to be smoke	5	0.14%	0	7.8	0	0.2	2.6	0.00	0.2	3.49	12.099999	5.21
671	HazMat release investigation w/no HazMat	6	0.17%	0	9.33	0	0.83	3	0.00	0.67	4.43	14.999997	2.83
700	False alarm or false call, other	1	0.03%	0	12	0	1	4	0.00	1	1.08	1.033333	3.17
710	Malicious, mischievous false call, other	1	0.03%	0	13	0	1	4	0.00	1	3.97	2.799999	4.15
711	Municipal alarm system, malicious false alarm	3	0.08%	0	12.33	0	1.67	4	0.00	1.33	5.52	9.066665	3.68
714	Central station, malicious false alarm	2	0.06%	0	13	0	1	4	0.00	1	4.67	5.716666	4.02

CODE	DESCRIPTOR	FREQUENCY	FREQ. PERCENT	EXPS	AVG # SUPPR. PERS	AVG # EMS PERS	AVG # OTHER PERS	AVG # SUPPR. APPR.	AVG # EMS APPR.	AVG # OTHER APPR.	AVERAGE # MAN HOURS	TOTAL MAN HOURS	AVERAGE RESPONSE TIME (min)
715	Local alarm system, malicious false alarm	4	0.11%	0	12	0	1.75	3.5	0.00	1.25	5.39	13.799996	3.66
721	Bomb scare - no bomb	2	0.06%	0	3	0	1	1	0.00	1	7.40	14.599999	8.02
731	Sprinkler activation due to malfunction	3	0.08%	0	12.67	0	1.67	4	0.00	1	6.85	15.083333	4.08
732	Extinguishing system activation due to malfunction	1	0.03%	0	12	0	1	4	0.00	1	8.02	6.966666	6.10
733	Smoke detector activation due to malfunction	35	0.97%	0	11.11	0	1.06	3.57	0.00	0.91	4.61	105.033318	4.72
735	Alarm system sounded due to malfunction	77	2.13%	0	11.51	0.05	0.96	3.65	0.01	0.87	5.00	294.183296	4.38
736	CO detector activation due to malfunction	1	0.03%	0	6	0	0	2	0.00	0	2.30	2.300000	8.28
740	Unintentional transmission of alarm, other	6	0.17%	0	11.5	0	3.33	3.5	0.00	1.67	2.88	11.966661	3.61
741	Sprinkler activation, no fire - unintentional	7	0.19%	0	10.29	0	1	3.29	0.00	0.86	4.30	17.216663	4.56
742	Extinguishing system activation	1	0.03%	0	13	0	1	4	0.00	1	20.07	20.016666	3.80
743	Smoke detector activation, no fire - unintentional	92	2.54%	0	12.55	0.03	1.08	3.97	0.01	0.99	3.14	203.616616	4.51
744	Detector activation, no fire - unintentional	12	0.33%	0	12.75	0	1.25	4	0.00	1.08	4.57	38.899994	4.46
745	Alarm system activation, no fire - unintentional	146	4.03%	0	12.21	0	1.09	3.85	0.00	0.95	3.58	339.499914	4.70
746	Carbon monoxide detector activation, no CO	7	0.19%	0	7.57	0	0.57	2.57	0.00	0.43	3.12	19.183332	4.12
813	Wind storm, tornado/hurricane assessment	4	0.11%	0	3.75	0	0.25	1.25	0.00	0.25	1.03	3.500000	5.30
814	Lightning strike (no fire)	1	0.03%	0	15	0	1	5	0.00	1	2.67	1.366666	0.65
Totals		3,619	100%	1	2.42	2.65	0.24	0.77	0.84	0.20	1.81	5,501.07	4.11
Mutual Aid Given Incidents		205											



Dalton Fire Department

404 School Street, Dalton, GA 30720

Phone: 706-278-7363

Response Summary by Station

Report Period: 01/01/23 - 12/31/23

Station	Responses	% Fire	% EMS	Other	Per Day
Station 1	1513	4.49	65.96	29.54	4.16
Station 2	720	4.17	62.08	33.75	1.98
Station 3	776	3.22	67.01	29.77	2.13
Station 4	456	4.39	58.33	37.28	1.25
Station 5	359	3.06	69.36	27.58	0.99

Total 3824



Dalton Fire Department

404 School Street, Dalton, GA 30720

Phone: 706-278-7363

Breakdown by Incident Type

Report Period: 01/01/23 - 12/31/23

Incident Type	Incidents	Exposures
311 Medical assist, assist EMS crew	2131	0
611 Dispatched & canceled en route	365	0
322 Motor vehicle accident with injuries	209	0
745 Alarm system activation, no fire - unintentional	153	0
324 Motor vehicle accident with no injuries.	121	0
622 No incident found on arrival at dispatch address	105	0
743 Smoke detector activation, no fire - unintentional	97	0
735 Alarm system sounded due to malfunction	79	0
444 Power line down	42	0
733 Smoke detector activation due to malfunction	37	0
651 Smoke scare, odor of smoke	34	0
500 Service Call, other	32	0
111 Building fire	31	1
151 Outside rubbish, trash or waste fire	28	0
412 Gas leak (natural gas or LPG)	25	0
142 Brush or brush-and-grass mixture fire	22	0
445 Arcing, shorted electrical equipment	22	0
131 Passenger vehicle fire	19	0
553 Public service	18	0
561 Unauthorized burning	16	0
744 Detector activation, no fire - unintentional	12	0
118 Trash or rubbish fire, contained	10	0
600 Good intent call, other	10	0
551 Assist police or other governmental agency	10	0

Incident Type	Incidents	Exposures
522 Water or steam leak	10	0
741 Sprinkler activation, no fire - unintentional	10	0
424 Carbon monoxide incident	9	0
143 Grass fire	9	0
746 Carbon monoxide detector activation, no CO	8	0
411 Gasoline or other flammable liquid spill	8	0
671 HazMat release investigation w/no HazMat	7	0
113 Cooking fire, confined to container	7	0
140 Natural vegetation fire, other	7	0
440 Electrical wiring/equipment problem, other	7	0
251 Excessive heat, scorch burns with no ignition	6	0
740 Unintentional transmission of alarm, other	6	0
154 Dumpster or other outside trash receptacle fire	6	0
132 Road freight or transport vehicle fire	6	0
323 Motor vehicle/pedestrian accident (MV Ped)	6	0
652 Steam, vapor, fog or dust thought to be smoke	5	0
353 Removal of victim(s) from stalled elevator	5	0
813 Wind storm, tornado/hurricane assessment	4	0
531 Smoke or odor removal	4	0
715 Local alarm system, malicious false alarm	4	0
442 Overheated motor	3	0
731 Sprinkler activation due to malfunction	3	0
413 Oil or other combustible liquid spill	3	0
443 Breakdown of light ballast	3	0
711 Municipal alarm system, malicious false alarm	3	0
141 Forest, woods or wildland fire	3	0
352 Extrication of victim(s) from vehicle	3	0
510 Person in distress, other	2	0
441 Heat from short circuit (wiring), defective/worn	2	0
721 Bomb scare - no bomb	2	0

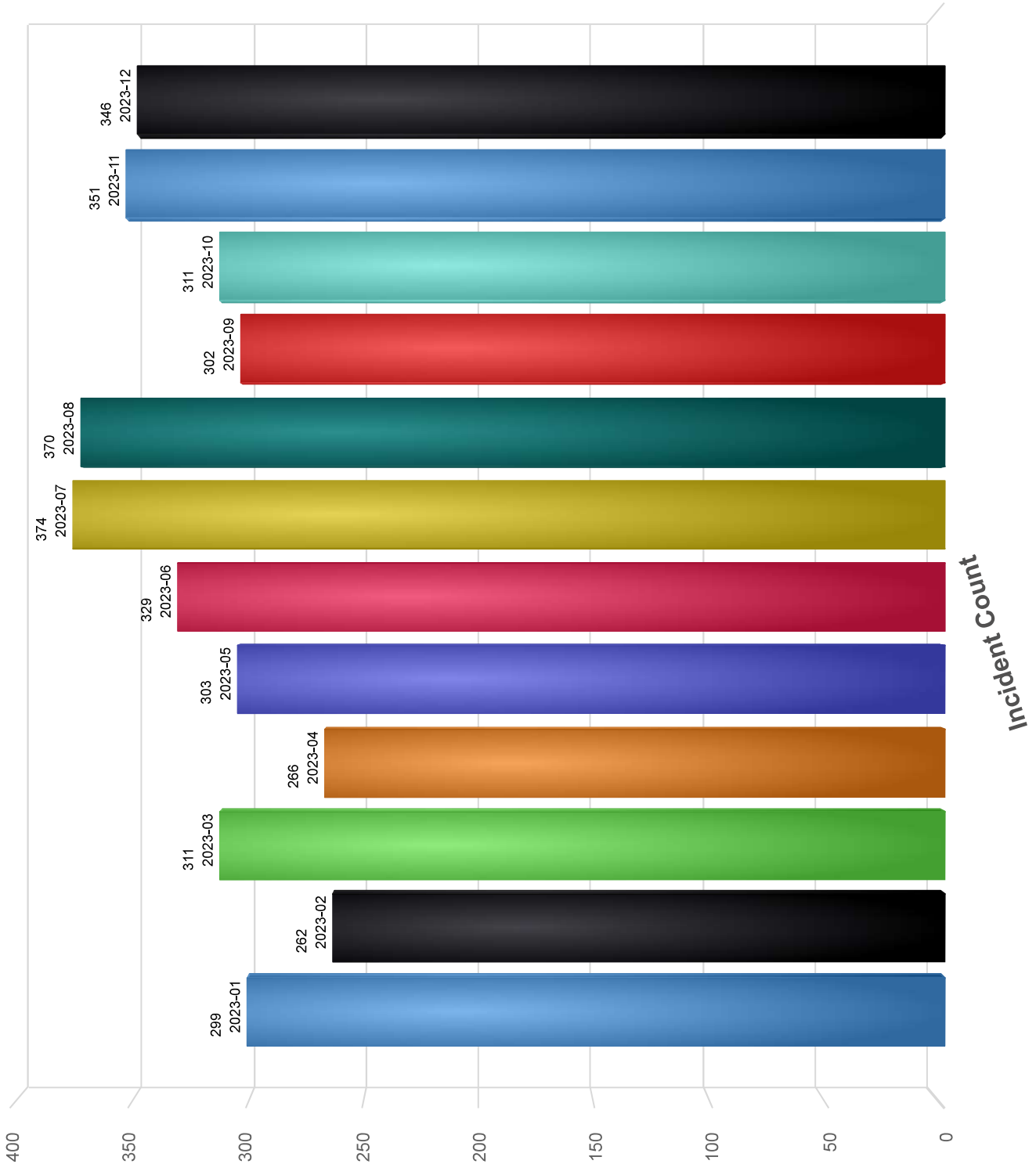
Incident Type	Incidents	Exposures
320 Emergency medical service incident, other	2	0
650 Steam, other gas mistaken for smoke, other	2	0
422 Chemical spill or leak	2	0
714 Central station, malicious false alarm	2	0
421 Chemical hazard (no spill or leak)	1	0
732 Extinguishing system activation due to malfunction	1	0
700 False alarm or false call, other	1	0
162 Outside equipment fire	1	0
161 Outside storage fire	1	0
331 Lock-in (if lock out , use 511)	1	0
160 Special outside fire, other	1	0
381 Rescue or EMS standby	1	0
423 Refrigeration leak	1	0
400 Hazardous condition, other	1	0
742 Extinguishing system activation	1	0
341 Search for person on land	1	0
150 Outside rubbish fire, other	1	0
736 CO detector activation due to malfunction	1	0
554 Assist invalid	1	0
130 Mobile property (vehicle) fire, other	1	0
631 Authorized controlled burning	1	0
552 Police matter	1	0
460 Accident, potential accident, other	1	0
814 Lightning strike (no fire)	1	0
112 Fires in structure other than in a building	1	0
520 Water problem, other	1	0
220 Overpressure rupture from air or gas, other	1	0
550 Public service assistance, other	1	0
223 Air or gas rupture of pressure or process vessel	1	0
461 Building or structure weakened or collapsed	1	0
710 Malicious, mischievous false call, other	1	0

	Incidents	Exposures
Total	3824	1

Incidents by Months

01/01/2023-12/31/2023

- 2023-01
- 2023-02
- 2023-03
- 2023-04
- 2023-05
- 2023-06
- 2023-07
- 2023-08
- 2023-09
- 2023-10
- 2023-11
- 2023-12

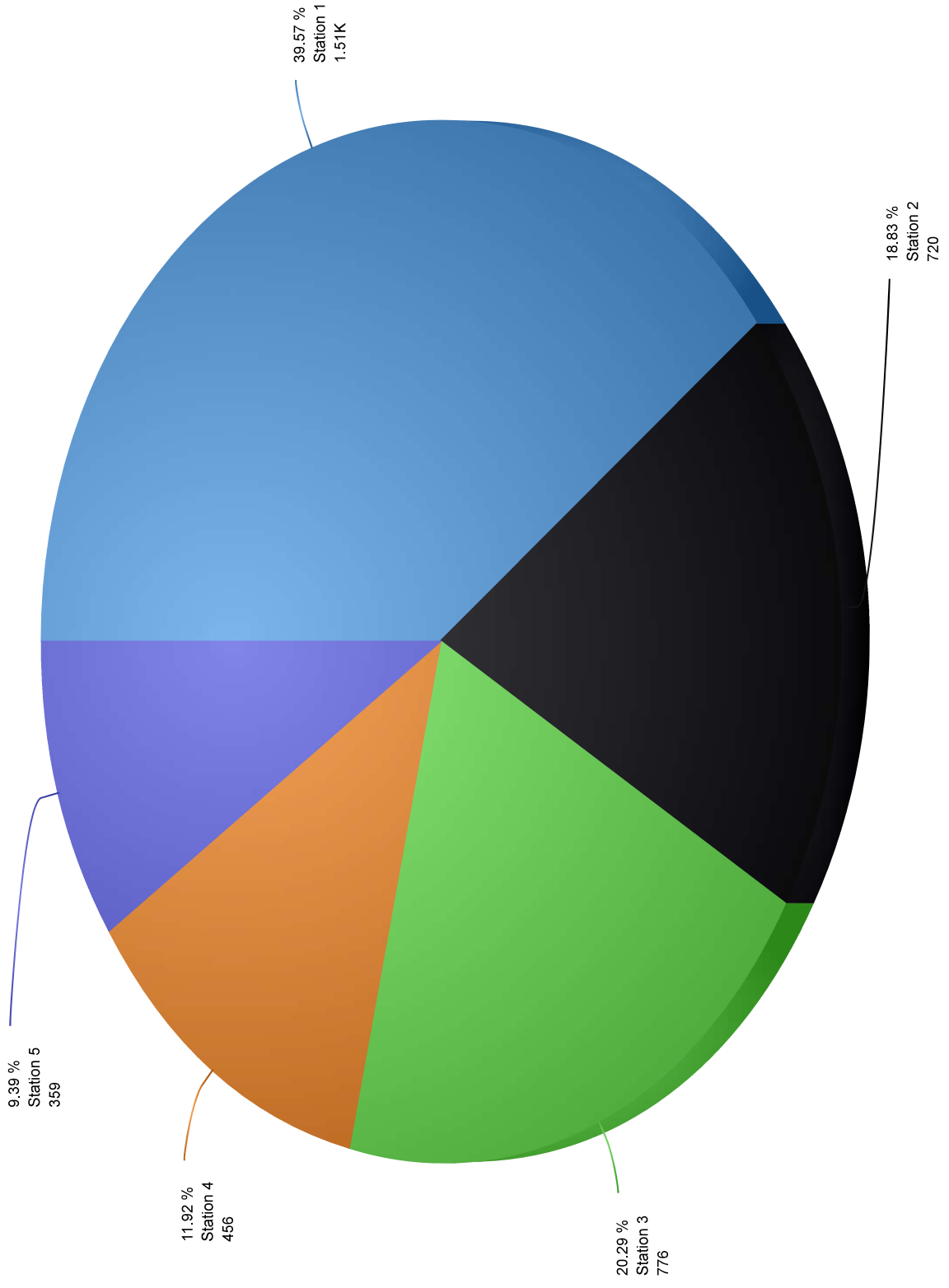


Total of Month: 3,824

Incidents by Stations

01/01/2023-12/31/2023

- Station 1
- Station 2
- Station 3
- Station 4
- Station 5

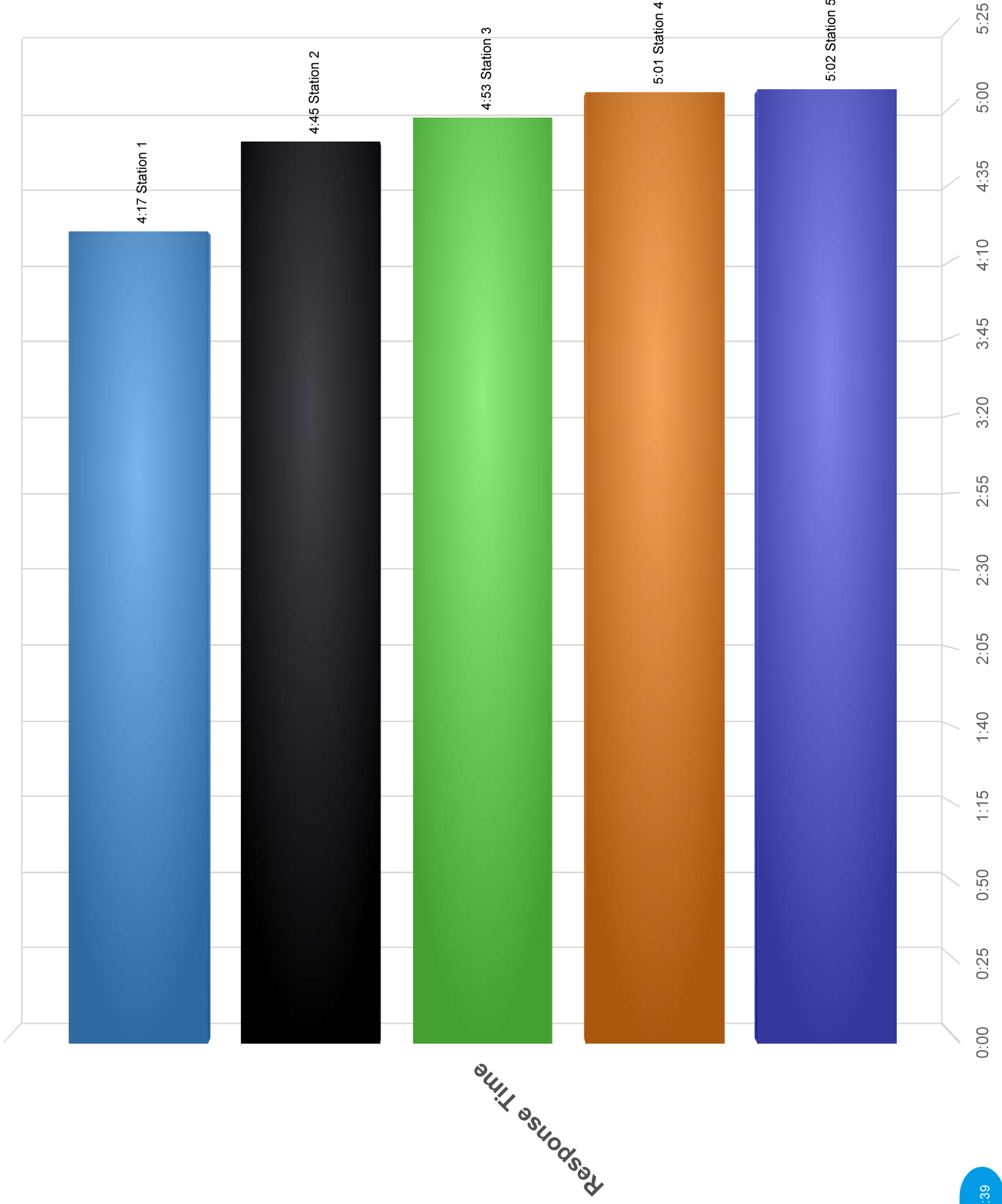


Total of Station: 3,824

Average Response Time by Station

01/01/2023-12/31/2023

- Station 1
- Station 2
- Station 3
- Station 4
- Station 5



Response Time

Total of Station: 4:39



Dalton Fire Department

404 School Street, Dalton, GA 30720

Phone: 706-278-7363

Staff Hours by Incident Type

Report Period: 01/01/23 - 12/31/23

Incident Type	Hours
311 Medical assist, assist EMS crew	2064.62
322 Motor vehicle accident with injuries	527.38
111 Building fire	376.17
324 Motor vehicle accident with no injuries.	359.01
745 Alarm system activation, no fire - unintentional	348.95
735 Alarm system sounded due to malfunction	296.25
743 Smoke detector activation, no fire - unintentional	209.00
412 Gas leak (natural gas or LPG)	123.59
733 Smoke detector activation due to malfunction	107.20
611 Dispatched & canceled en route	103.03
622 No incident found on arrival at dispatch address	99.63
651 Smoke scare, odor of smoke	85.17
444 Power line down	70.46
445 Arcing, shorted electrical equipment	66.25
151 Outside rubbish, trash or waste fire	64.54
131 Passenger vehicle fire	55.66
422 Chemical spill or leak	42.28
113 Cooking fire, confined to container	40.10
744 Detector activation, no fire - unintentional	38.89
424 Carbon monoxide incident	35.71
142 Brush or brush-and-grass mixture fire	33.61
500 Service Call, other	30.89
522 Water or steam leak	27.38
551 Assist police or other governmental agency	27.05

Incident Type	Hours
440 Electrical wiring/equipment problem, other	26.71
413 Oil or other combustible liquid spill	23.88
251 Excessive heat, scorch burns with no ignition	23.84
421 Chemical hazard (no spill or leak)	22.08
118 Trash or rubbish fire, contained	22.05
741 Sprinkler activation, no fire - unintentional	20.76
746 Carbon monoxide detector activation, no CO	20.45
742 Extinguishing system activation	20.02
553 Public service	19.57
443 Breakdown of light ballast	18.70
561 Unauthorized burning	18.45
411 Gasoline or other flammable liquid spill	18.20
143 Grass fire	18.12
132 Road freight or transport vehicle fire	17.15
671 HazMat release investigation w/no HazMat	15.59
160 Special outside fire, other	15.47
442 Overheated motor	15.11
731 Sprinkler activation due to malfunction	15.08
721 Bomb scare - no bomb	14.60
715 Local alarm system, malicious false alarm	13.81
652 Steam, vapor, fog or dust thought to be smoke	12.10
740 Unintentional transmission of alarm, other	11.97
154 Dumpster or other outside trash receptacle fire	11.08
531 Smoke or odor removal	10.98
141 Forest, woods or wildland fire	10.63
352 Extrication of victim(s) from vehicle	9.68
711 Municipal alarm system, malicious false alarm	9.07
353 Removal of victim(s) from stalled elevator	8.60
732 Extinguishing system activation due to malfunction	6.97
600 Good intent call, other	6.96

Incident Type	Hours
323 Motor vehicle/pedestrian accident (MV Ped)	6.26
714 Central station, malicious false alarm	5.72
510 Person in distress, other	5.20
161 Outside storage fire	5.17
140 Natural vegetation fire, other	5.13
341 Search for person on land	5.05
441 Heat from short circuit (wiring), defective/worn	3.86
552 Police matter	3.60
423 Refrigeration leak	3.60
813 Wind storm, tornado/hurricane assessment	3.50
223 Air or gas rupture of pressure or process vessel	3.22
220 Overpressure rupture from air or gas, other	2.95
710 Malicious, mischievous false call, other	2.80
400 Hazardous condition, other	2.55
650 Steam, other gas mistaken for smoke, other	2.38
736 CO detector activation due to malfunction	2.30
162 Outside equipment fire	1.98
460 Accident, potential accident, other	1.90
112 Fires in structure other than in a building	1.88
520 Water problem, other	1.85
461 Building or structure weakened or collapsed	1.58
130 Mobile property (vehicle) fire, other	1.53
554 Assist invalid	1.40
814 Lightning strike (no fire)	1.37
381 Rescue or EMS standby	1.10
320 Emergency medical service incident, other	1.05
700 False alarm or false call, other	1.03
150 Outside rubbish fire, other	0.80
631 Authorized controlled burning	0.80
550 Public service assistance, other	0.40

331 Lock-in (if lock out , use 511)	0.15
--------------------------------------	------

Total	5792.61
--------------	----------------



Dalton Fire Department

404 School Street, Dalton, GA 30720

Phone: 706-278-7363

Injuries and Property Loss

Dates: 01/01/23 - 12/31/23

CODE	DESCRIPTOR	FREQ	FREQ %	EXPS	CIV DTHS	CIV INJ	CIV DTHS %	CIV INJ %	FF DTHS	FF INJ	FF INJS	PROP LOSS	PROP LOSS %	CONT LOSS	CONT LOSS %	TOTAL LOSS	TOTAL LOSS %
111	Building fire	26	0.72%	1	0	2	0.00%	100.00%	0	0	0	149,951	76.68%	55,200	92.38%	205,151	80.36%
112	Fires in structure other than in a building	1	0.03%	0	0	0	0.00%	0.00%	0	0	0	150	0.08%	50	0.08%	200	0.08%
113	Cooking fire, confined to container	7	0.19%	0	0	0	0.00%	0.00%	0	0	0	0	0.00%	3,100	5.19%	3,100	1.21%
118	Trash or rubbish fire, contained	8	0.22%	0	0	0	0.00%	0.00%	0	0	0	0	0.00%	0	0.00%	0	0.00%
130	Mobile property (vehicle) fire, other	1	0.03%	0	0	0	0.00%	0.00%	0	0	0	350	0.18%	0	0.00%	350	0.14%
131	Passenger vehicle fire	13	0.36%	0	0	0	0.00%	0.00%	0	0	0	37,300	19.07%	900	1.51%	38,200	14.96%
132	Road freight or transport vehicle fire	1	0.03%	0	0	0	0.00%	0.00%	0	0	0	6,000	3.07%	0	0.00%	6,000	2.35%
140	Natural vegetation fire, other	7	0.19%	0	0	0	0.00%	0.00%	0	0	0	0	0.00%	0	0.00%	0	0.00%
141	Forest, woods or wildland fire	1	0.03%	0	0	0	0.00%	0.00%	0	0	0	0	0.00%	0	0.00%	0	0.00%

CODE	DESCRIPTOR	FREQ	FREQ %	EXPs	CIV DTHS	CIV INJ	CIV INJS	FF DTHS	FF INJ	FF INJS	PROP LOSS	CONT LOSS	CONT LOSS %	TOTAL LOSS	TOTAL LOSS %
142	Brush or brush-and-grass mixture fire	15	0.41%	0	0	0	0.00%	0	0	0.00%	0	0.00%	0	0	0.00%
143	Grass fire	6	0.17%	0	0	0	0.00%	0	0	0.00%	0	0.00%	0	0	0.00%
150	Outside rubbish fire, other	1	0.03%	0	0	0	0.00%	0	0	0.00%	0	0.00%	0	0	0.00%
151	Outside rubbish, trash or waste fire	23	0.64%	0	0	0	0.00%	0	0	0.00%	1,501	0.77%	0	1,501	0.59%
154	Dumpster or other outside trash receptacle fire	5	0.14%	0	0	0	0.00%	0	0	0.00%	50	0.03%	0	50	0.02%
160	Special outside fire, other	1	0.03%	0	0	0	0.00%	0	0	0.00%	0	0.00%	0	0	0.00%
161	Outside storage fire	1	0.03%	0	0	0	0.00%	0	0	0.00%	250	0.13%	0	250	0.10%
162	Outside equipment fire	1	0.03%	0	0	0	0.00%	0	0	0.00%	0	0.00%	500	500	0.20%
220	Overpressure rupture from air or gas, other	1	0.03%	0	0	0	0.00%	0	0	0.00%	0	0.00%	0	0	0.00%
223	Air or gas rupture of pressure or process vessel	1	0.03%	0	0	0	0.00%	0	0	0.00%	0	0.00%	0	0	0.00%
251	Excessive heat, scorch burns with no ignition	6	0.17%	0	0	0	0.00%	0	0	0.00%	0	0.00%	0	0	0.00%
311	Medical assist, assist EMS crew	2120	58.58%	0	0	0	0.00%	0	0	0.00%	0	0.00%	0	0	0.00%

CODE	DESCRIPTOR	FREQ	FREQ %	EXPs	CIV DTHS	CIV INJ	CIV DTHS	CIV INJ	FF DTHS	FF INJ	FF INJS	PROP LOSS	PROP LOSS	CONT LOSS	CONT LOSS	TOTAL LOSS	TOTAL LOSS %
320	Emergency medical service incident, other	2	0.06%	0	0	0	0.00%	0	0	0	0.00%	0	0	0	0	0	0.00%
322	Motor vehicle accident with injuries	176	4.86%	0	0	0	0.00%	0	0	1	100.00 %	0	0	0	0	0	0.00%
323	Motor vehicle/pedestrian accident (MV Ped)	6	0.17%	0	0	0	0.00%	0	0	0	0.00%	0	0	0	0	0	0.00%
324	Motor vehicle accident with no injuries.	101	2.79%	0	0	0	0.00%	0	0	0	0.00%	0	0	0	0	0	0.00%
331	Lock-in (if lock out , use 511)	1	0.03%	0	0	0	0.00%	0	0	0	0.00%	0	0	0	0	0	0.00%
341	Search for person on land	0	0.00%	0	0	0	0.00%	0	0	0	0.00%	0	0	0	0	0	0.00%
352	Extrication of victim(s) from vehicle	3	0.08%	0	0	0	0.00%	0	0	0	0.00%	0	0	0	0	0	0.00%
353	Removal of victim(s) from stalled elevator	5	0.14%	0	0	0	0.00%	0	0	0	0.00%	0	0	0	0	0	0.00%
381	Rescue or EMS standby	1	0.03%	0	0	0	0.00%	0	0	0	0.00%	0	0	0	0	0	0.00%
400	Hazardous condition, other	1	0.03%	0	0	0	0.00%	0	0	0	0.00%	0	0	0	0	0	0.00%
411	Gasoline or other flammable liquid spill	6	0.17%	0	0	0	0.00%	0	0	0	0.00%	0	0	0	0	0	0.00%
412	Gas leak (natural gas or LPG)	23	0.64%	0	0	0	0.00%	0	0	0	0.00%	0	0	0	0	0	0.00%

CODE	DESCRIPTOR	FREQ	FREQ %	EXPs	CIV DTHS	CIV INJ	CIV INJS	FF DTHS	FF INJ	FF INJS	PROP LOSS	CONT LOSS	CONT LOSS	TOTAL LOSS	TOTAL LOSS %
413	Oil or other combustible liquid spill	3	0.08%	0	0	0	0.00%	0	0	0.00%	0	0	0	0	0.00%
421	Chemical hazard (no spill or leak)	1	0.03%	0	0	0	0.00%	0	0	0.00%	0	0	0	0	0.00%
422	Chemical spill or leak	2	0.06%	0	0	0	0.00%	0	0	0.00%	0	0	0	0	0.00%
423	Refrigeration leak	1	0.03%	0	0	0	0.00%	0	0	0.00%	0	0	0	0	0.00%
424	Carbon monoxide incident	8	0.22%	0	0	0	0.00%	0	0	0.00%	0	0	0	0	0.00%
440	Electrical wiring/equipment problem, other	6	0.17%	0	0	0	0.00%	0	0	0.00%	0	0	0	0	0.00%
441	Heat from short circuit (wiring), defective/worn	2	0.06%	0	0	0	0.00%	0	0	0.00%	0	0	0	0	0.00%
442	Overheated motor	2	0.06%	0	0	0	0.00%	0	0	0.00%	0	0	0	0	0.00%
443	Breakdown of light ballast	3	0.08%	0	0	0	0.00%	0	0	0.00%	0	0	0	0	0.00%
444	Power line down	38	1.05%	0	0	0	0.00%	0	0	0.00%	0	0	0	0	0.00%
445	Arcing, shorted electrical equipment	22	0.61%	0	0	0	0.00%	0	0	0.00%	0	0	0	0	0.00%
460	Accident, potential accident, other	1	0.03%	0	0	0	0.00%	0	0	0.00%	0	0	0	0	0.00%

CODE	DESCRIPTOR	FREQ	FREQ %	EXPs	CIV DTHS	CIV INJ	CIV DTHS	CIV INJ	FF DTHS	FF INJ	FF INJS	PROP LOSS	PROP LOSS	CONT LOSS	CONT LOSS	TOTAL LOSS	TOTAL LOSS %
461	Building or structure weakened or collapsed	1	0.03%	0	0	0	0.00%	0	0	0	0.00%	0	0	0	0	0	0.00%
500	Service Call, other	32	0.88%	0	0	0	0.00%	0	0	0	0.00%	0	0	0	0	0	0.00%
510	Person in distress, other	2	0.06%	0	0	0	0.00%	0	0	0	0.00%	0	0	0	0	0	0.00%
520	Water problem, other	1	0.03%	0	0	0	0.00%	0	0	0	0.00%	0	0	0	0	0	0.00%
522	Water or steam leak	10	0.28%	0	0	0	0.00%	0	0	0	0.00%	0	0	0	0	0	0.00%
531	Smoke or odor removal	4	0.11%	0	0	0	0.00%	0	0	0	0.00%	0	0	0	0	0	0.00%
550	Public service assistance, other	1	0.03%	0	0	0	0.00%	0	0	0	0.00%	0	0	0	0	0	0.00%
551	Assist police or other governmental agency	10	0.28%	0	0	0	0.00%	0	0	0	0.00%	0	0	0	0	0	0.00%
552	Police matter	1	0.03%	0	0	0	0.00%	0	0	0	0.00%	0	0	0	0	0	0.00%
553	Public service	18	0.50%	0	0	0	0.00%	0	0	0	0.00%	0	0	0	0	0	0.00%
554	Assist invalid	1	0.03%	0	0	0	0.00%	0	0	0	0.00%	0	0	0	0	0	0.00%
561	Unauthorized burning	13	0.36%	0	0	0	0.00%	0	0	0	0.00%	0	0	0	0	0	0.00%

CODE	DESCRIPTOR	FREQ	FREQ %	EXPs	CIV DTHS	CIV INJ	CIV INJS	FF DTHS	FF INJ	FF INJS	PROP LOSS	PROP LOSS	CONT LOSS	CONT LOSS	TOTAL LOSS	TOTAL LOSS %
600	Good intent call, other	6	0.17%	0	0	0	0.00%	0	0	0.00%	0	0	0	0	0	0.00%
611	Dispatched & canceled en route	314	8.68%	0	0	0	0.00%	0	0	0.00%	0	0	0	0	0	0.00%
622	No incident found on arrival at dispatch address	97	2.68%	0	0	0	0.00%	0	0	0.00%	0	0	0	0	0	0.00%
631	Authorized controlled burning	1	0.03%	0	0	0	0.00%	0	0	0.00%	0	0	0	0	0	0.00%
650	Steam, other gas mistaken for smoke, other	2	0.06%	0	0	0	0.00%	0	0	0.00%	0	0	0	0	0	0.00%
651	Smoke scare, odor of smoke	28	0.77%	0	0	0	0.00%	0	0	0.00%	0	0	0	0	0	0.00%
652	Steam, vapor, fog or dust thought to be smoke	5	0.14%	0	0	0	0.00%	0	0	0.00%	0	0	0	0	0	0.00%
671	HazMat release investigation w/no HazMat	6	0.17%	0	0	0	0.00%	0	0	0.00%	0	0	0	0	0	0.00%
700	False alarm or false call, other	1	0.03%	0	0	0	0.00%	0	0	0.00%	0	0	0	0	0	0.00%
710	Malicious, mischievous false call, other	1	0.03%	0	0	0	0.00%	0	0	0.00%	0	0	0	0	0	0.00%
711	Municipal alarm system, malicious false alarm	3	0.08%	0	0	0	0.00%	0	0	0.00%	0	0	0	0	0	0.00%
714	Central station, malicious false alarm	2	0.06%	0	0	0	0.00%	0	0	0.00%	0	0	0	0	0	0.00%

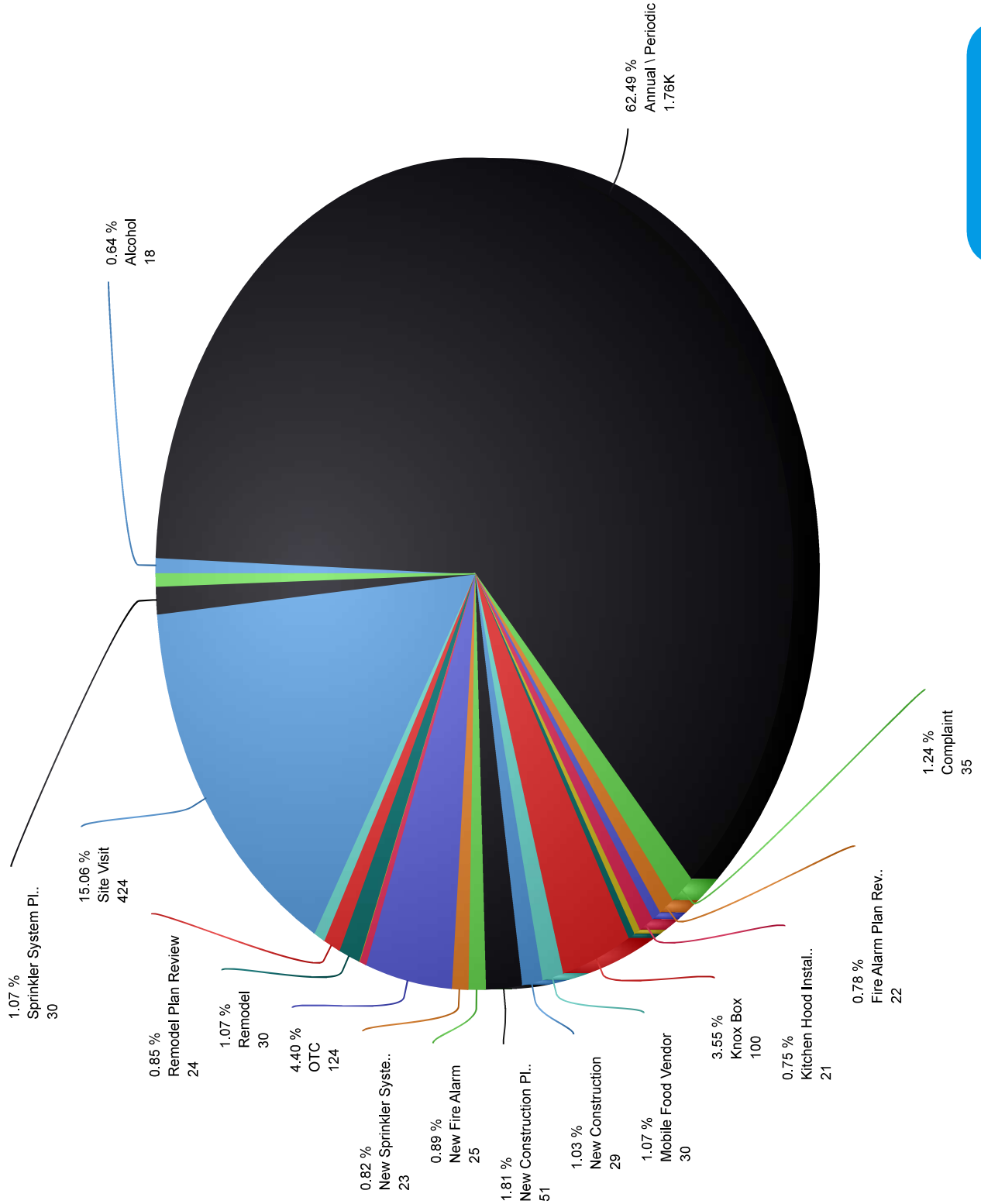
CODE	DESCRIPTOR	FREQ	FREQ %	EXPs	CIV DTHS	CIV DTHS	CIV INJ	CIV INJ	FF DTHS	FF DTHS	FF INJ	FF INJS	PROP LOSS	PROP LOSS	CONT LOSS	CONT LOSS	TOTAL LOSS	TOTAL LOSS %
715	Local alarm system, malicious false alarm	4	0.11%	0	0	0.00%	0	0.00%	0	0.00%	0	0.00%	0	0.00%	0	0.00%	0	0.00%
721	Bomb scare - no bomb	2	0.06%	0	0	0.00%	0	0.00%	0	0.00%	0	0.00%	0	0.00%	0	0.00%	0	0.00%
731	Sprinkler activation due to malfunction	3	0.08%	0	0	0.00%	0	0.00%	0	0.00%	0	0.00%	0	0.00%	0	0.00%	0	0.00%
732	Extinguishing system activation due to malfunction	1	0.03%	0	0	0.00%	0	0.00%	0	0.00%	0	0.00%	0	0.00%	0	0.00%	0	0.00%
733	Smoke detector activation due to malfunction	35	0.97%	0	0	0.00%	0	0.00%	0	0.00%	0	0.00%	0	0.00%	0	0.00%	0	0.00%
735	Alarm system sounded due to malfunction	77	2.13%	0	0	0.00%	0	0.00%	0	0.00%	0	0.00%	0	0.00%	0	0.00%	0	0.00%
736	CO detector activation due to malfunction	1	0.03%	0	0	0.00%	0	0.00%	0	0.00%	0	0.00%	0	0.00%	0	0.00%	0	0.00%
740	Unintentional transmission of alarm, other	6	0.17%	0	0	0.00%	0	0.00%	0	0.00%	0	0.00%	0	0.00%	0	0.00%	0	0.00%
741	Sprinkler activation, no fire - unintentional	7	0.19%	0	0	0.00%	0	0.00%	0	0.00%	0	0.00%	0	0.00%	0	0.00%	0	0.00%
742	Extinguishing system activation	1	0.03%	0	0	0.00%	0	0.00%	0	0.00%	0	0.00%	0	0.00%	0	0.00%	0	0.00%
743	Smoke detector activation, no fire - unintentional	92	2.54%	0	0	0.00%	0	0.00%	0	0.00%	0	0.00%	0	0.00%	0	0.00%	0	0.00%
744	Detector activation, no fire - unintentional	12	0.33%	0	0	0.00%	0	0.00%	0	0.00%	0	0.00%	0	0.00%	0	0.00%	0	0.00%

CODE	DESCRIPTOR	FREQ	FREQ %	EXPs	CIV DTHS	CIV DTHS	CIV INJ	CIV INJS	FF DTHS	FF DTHS	FF INJ	FF INJS	PROP LOSS	PROP LOSS	CONT LOSS	CONT LOSS	TOTAL LOSS	TOTAL LOSS %
745	Alarm system activation, no fire - unintentional	146	4.03%	0	0	0.00%	0	0.00%	0	0.00%	0	0.00%	0	0.00%	0	0.00%	0	0.00%
746	Carbon monoxide detector activation, no CO	7	0.19%	0	0	0.00%	0	0.00%	0	0.00%	0	0.00%	0	0.00%	0	0.00%	0	0.00%
813	Wind storm, tornado/hurricane assessment	4	0.11%	0	0	0.00%	0	0.00%	0	0.00%	0	0.00%	0	0.00%	0	0.00%	0	0.00%
814	Lightning strike (no fire)	1	0.03%	0	0	0.00%	0	0.00%	0	0.00%	0	0.00%	0	0.00%	0	0.00%	0	0.00%
Totals		3,619	100%	1	0	100%	2	100%	0	100%	1	100%	195,552	100%	59,750	100%	255,302	100%
Mutual Aid Given Incidents		206																

Inspection Visit History by Inspection Type

01/01/2023-12/31/2023

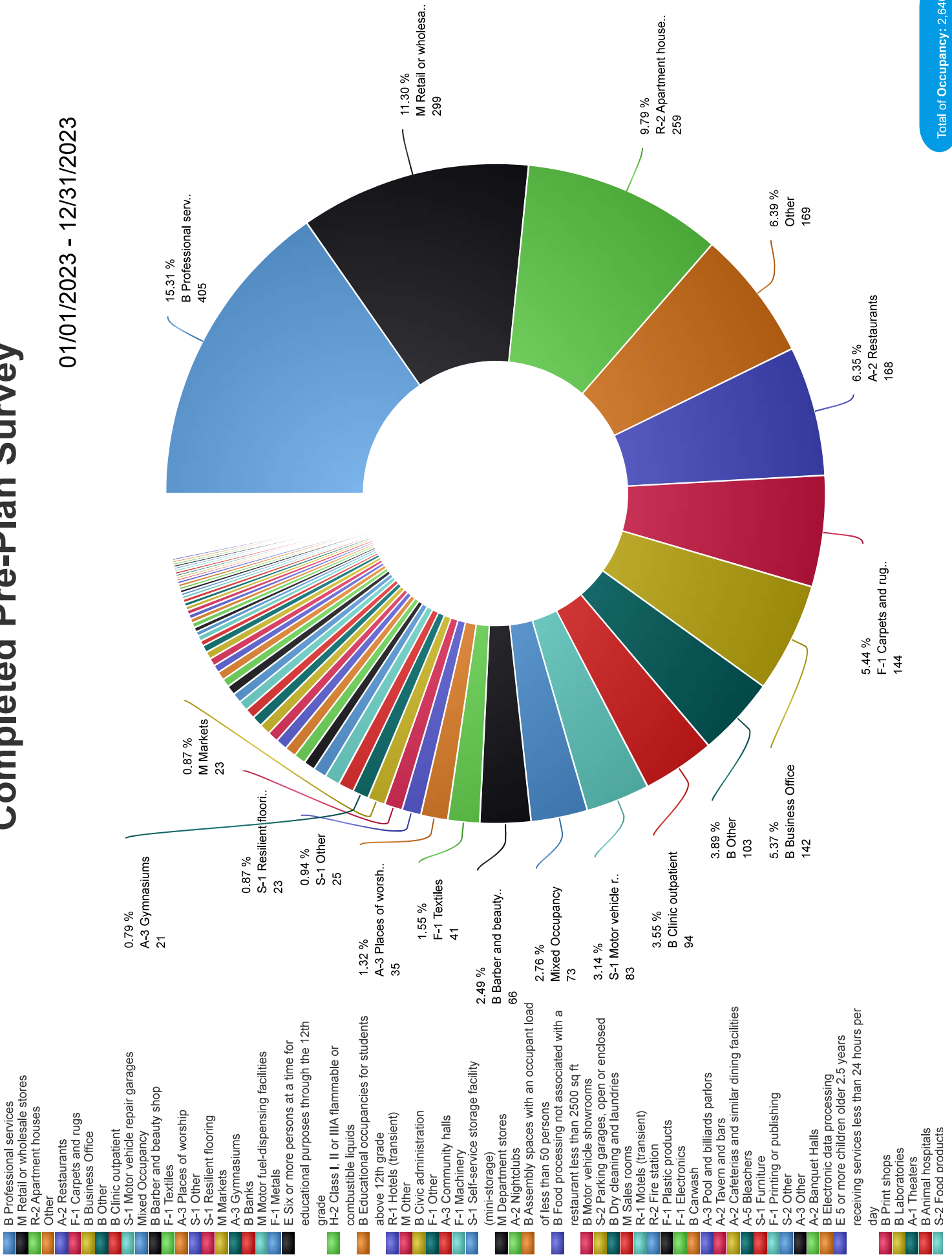
- Alcohol
- Annual \ Periodic
- Complaint
- Fire Alarm Plan Review
- Fireworks Display
- Kitchen Hood Installation
- Kitchen Hood Plan Review
- Kitchen Hood Suppression System Plan Review
- Knox Box
- Mobile Food Vendor
- New Construction
- New Construction Plan Review
- New Fire Alarm
- New Sprinkler System
- OTC
- Reinspection #1
- Reinspection #2
- Remodel
- Remodel Plan Review
- Site Plan Review
- Site Visit
- Sprinkler System Plan Review
- Unsafe Building



Total of Inspection Type: 2,815

Completed Pre-Plan Survey

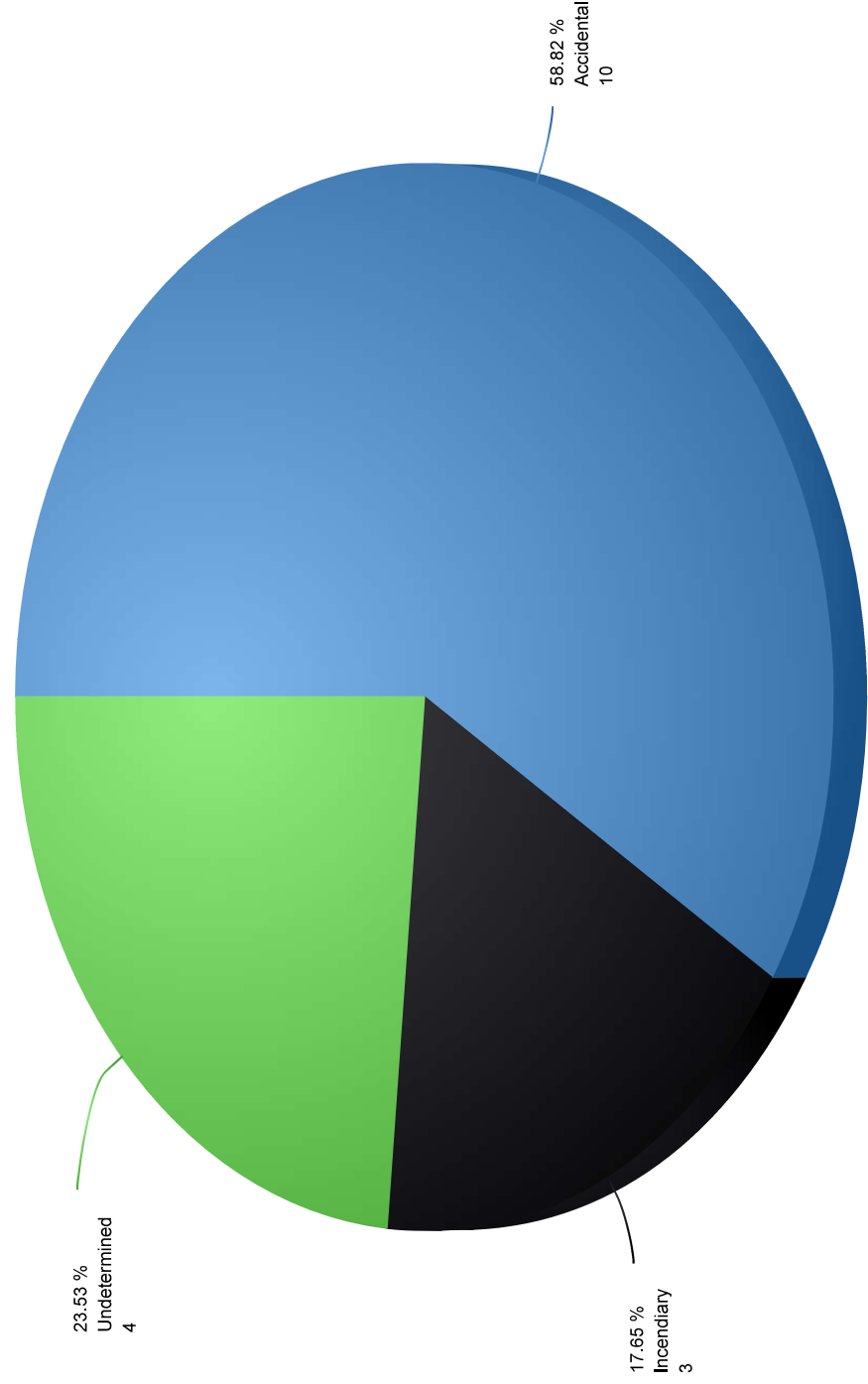
01/01/2023 - 12/31/2023



Total of Occupancy: 2,646

Investigations By Cause And Determination 01/01/2023-12/31/2023

Accidental
Incendary
Undetermined



Total of Cause And Determination: 17

Training Division

Training hours accrued during 2023 total 38,380.

Outside school attendance totaled 771 students.

Summary of classes hosted or delivered by the Training Division:

- 1.) DFD Pumping Apparatus Operator course
- 2.) Confined Space Rescue/Hazardous Materials refresher
- 3.) DFD Aerial Apparatus Operator course
- 4.) Risk-based Response to Battery Emergencies
- 5.) Oriented Search refresher
- 6.) Structural Fire Control Instructor
- 7.) Georgia Office of EMS EMT/Paramedic refresher
- 8.) 3M/Scott Self-Contained Breathing Apparatus Technician – Level 1
- 9.) Emergency Burn Care
- 10.) Rapid Intervention Techniques refresher
- 11.) Georgia Smoke Divers
- 12.) Calling the Mayday
- 13.) Rope/Confined Space/Hazmat – 1670 scenarios
- 14.) Surface Water Rescue Awareness refresher
- 15.) Surface Water Rescue – 1006/1670 scenarios
- 16.) American Heart Association CPR/AED/Basic Life Support refresher

OUTSIDE TRAINING 2023

Date	Location	Title	# Attending
1/5/2023	Dalton, GA	DFD EMT/Paramedic refresher - Medical	73
1/18/2023	Dalton, GA	Structural Fire Control	2
1/20/2023	Dalton, GA	Interior Search & Rescue 1	5
1/26/2023	Dalton, GA	DFD EMT/Paramedic refresher - Operations	71
1/27/2023	GPSTC	Hazardous Materials Technician	2
1/27/2023	GPSTC	Fire Department Management	1
2/3/2023	National Fire Academy	New Executive Chief Officer	1
2/6/2023	Gordon County, GA	Pressurized Container Fire Control	4
2/8/2023	Gordon County, GA	Risk-Based Response to Battery Emergencies	5
2/10/2023	Dalton, GA	Georgia Smoke Diver	2
2/23/2023	Dalton, GA	DFD EMT/Paramedic refresher - Pediatrics	71
3/16/2023	Marietta, GA	GA Fire Investigator's Association Spring Conference at Cobb	2
3/16/2023	Dalton, GA	DFD EMT/Paramedic refresher - Scenarios	76
3/17/2023	GPSTC	NPQ Fire Instructor 2	1
3/20/2023	Gordon County, GA	EOC/ICS Interface (G-191 HM)	3
3/23/2023	Gordon County, GA	NIMS 300 Intermediate Incident Command System	3
3/28/2023	Gordon County, GA	Incident Safety Officer	2
3/30/2023	GPSTC	Fire Alarm & Suppression Systems	1
4/19/2023	Monroe, NC	Scott SCBA Certified Technician - Train the Trainer	2
4/21/2023	Dalton, GA	Structural Fire Control Instructor	7
4/21/2023	Rome, GA	NPQ Hazardous Materials Technician	1
5/5/2023	Helen, GA	Georgia Fire Investigator's Association Spring Conference	2
5/20/2023	Cobb County, GA	Metro Atlanta Firefighter's Conference (MAFFC)	2
6/1/2023	Dalton, GA	Scott SCBA Certified Technician - Level 1	30
6/8/2023	Hamilton Medical Center	BRCA Emergency Burn Care	73
6/11/2023	Baltimore, MD	2023 IAFC Hazardous Materials Conference	3
7/7/2023	Dalton, GA	CSR/Hazmat Refresher - Cargill site	69
7/14/2023	GPSTC	Fire Inspector 2	1
7/26/2023	Dalton, GA	SFFF Foam Concentrates and Foam Basics	13
8/4/2023	Calhoun, GA	Fire Instructor 1	1
8/11/2023	GPSTC	Fire Investigator - Module 1	1
8/18/2023	GPSTC	Introduction to Technical Rescue	2
8/18/2023	Monroe, NC	Scott SCBA Technician - Level 2	2
8/22/2023	Charlotte, NC	Swiftwater Rescue Technician Refresher	8
8/31/2023	Austell, GA	Six Flags Swiftwater Rescue Drills	5
9/14/2023	Dalton, GA	RIT Staging & Support Functions	70
9/22/2023	Dalton, GA	Oriented Search	71
9/22/2023	National Fire Academy	Fire Inspection Principles 2: Inspection of Structures and Systems	1
10/2/2023	Dalton, GA	Pressurized Container Fire Control	6
10/4/2023	Dalton, GA	Handling Flammable & Combustible Liquids Incidents	3
10/5/2023	GPSTC	Confined Space Rescue Technician	3
10/11/2023	Dalton, GA	Sports & Special Events Risk Management	1
10/19/2023	Dalton, GA	Crash Victim Extrication	2
10/24/2023	DeKalb County, GA	NIMS 400 Advanced Incident Command System	3
10/27/2023	Catoosa County, GA	Trench Rescue Technician	4
11/10/2023	Dalton, GA	Sports Venue Evacuation & Protective Actions	2
11/10/2023	Dalton, GA	Rope Rescue Technician: NFPA 1006/1670 scenarios	42
11/17/2023	Dalton, GA	Georgia Smoke Diver	1
11/18/2023	Anniston, AL	Hazardous Materials Technician	1
12/6/2023	Dalton, GA	Crowd Management for Sport & Special Events	2
12/15/2023	Dalton, GA	DFD Aerial Apparatus Operator course	7
12/16/2023	Dalton, GA	Due Regard	2
12/19/2023	Dalton, GA	Battery IQ: Response to Battery Emergencies	3
Total Personnel Attending Classes			771